



Web **www.bradleycollection.com**

Email **info@bradleycollection.com**

Follow us on



Visit us The Silk Gallery • Ground Floor • Centre Dome • Design Centre - Chelsea Harbour
Lots Road • London • SW10 0XE
Telephone +44 (0)20 7351 1790

World

The Bradley Collection Ltd • Lion Barn • Maitland Road • Needham Market • Suffolk • IP6 8NS • UK
Telephone +44 (0)1449 722 724 Fax +44 (0)1449 722 728

USA & Canada

The Bradley Collection Inc. • 3625 Hayden Avenue, #E • Culver City • CA • 90232 • USA
Telephone +1 (310) 815 8255 Fax +1 (310) 815 9255

Specialised fixings for mounting brackets will be required in certain situations and are not provided as standard.
Steel items are not recommended for damp conditions such as shower rooms. • Crystal finials should not be positioned in direct sunlight.

The Bradley Collection reserves the right to modify design and materials without prior notice as part of a process of continual product improvement.

Products are protected by Design Rights, under provisions of Copyright, Designs & Patents Act 1988.

Bradley®, The Bradley Collection® and  Logo are registered Community trademarks of The Bradley Collection Ltd. in Europe and registered trademarks of the Bradley Collection, Inc. in the USA.

the**bradley**collection

EDITION SIX
FRENCH



Pictured - ø25mm (1") Classic French pole • Flint - Satin

FRENCH

A simple and sophisticated way to adorn windows, french poles follow the traditional returning curve of antique French hardware.



FRENCH CURVES

Simplicity can be stunning

Pictured - ø25mm (1") Modern French pole with return bends • Waxed
Interior design by Nelson Design Limited - London - UK

IN DETAIL

Pole diameters - Ø25mm (1")

- Unlimited system length◇
- Choice of classic and modern bracket styles
- Modern offset bracket design for fitting close to ceiling
- Projection options - 100mm (4") • 140mm (5½")
- Centre & passing brackets available for long runs
- Double pole option - **F**Ø25mm (1") • **B**Ø19mm (¾")
- Lined ring & passing ring
- Can be used for bay applications



Single bracket with classic design



Single bracket with modern offset design option



Double pole option



100mm (4") & 140mm (5½") projection options



Mid brackets for longer lengths



Passing system



Bay applications

◇ Supplied in sections - Maximum section per length 4.0m (157")
Lengths over 2.4m (94") will incur a handling charge

For minimum projections, technical information, sizes and weights please download the specification guide - www.bradleycollection.com/specification-guides/

FINISHES

Coat options Matte (M) • Satin (S) • Gloss (G)



Cloud (M-S-G)



Ceramic (M-S-G)



Bone (M-S-G)



Cream (M-S-G)



Parchment (M-S-G)



Barley (M-S-G)



Dove (M-S-G)



Millstone (M-S-G)



Clay (M-S-G)



Cocoa (M-S-G)



Alabaster (M-S-G)



Dusk (M-S-G)



Granite (M-S-G)



Slate (M-S-G)



Flint (S-G)



Platinum (S-G)



Champagne (S-G)




Gold (S-G)



Cognac (S-G)



Gunmetal (S-G)



Waxed




Polished



Brass Toned



Polished Copper Tint



Bronzed



Oil Rubbed



Polished Nickel+Ⓢ

Due to printing limitations colours in this brochure may not be accurate
samples are available on request - www.bradleycollection.com/samples/

M Matte finishes have a maximum section length of 2.4m (94")




+ A finishing charge will apply
Ⓢ Longer lead-times will apply

BRACKETS

Single Brackets





Classic End	Modern End	Diameter	Projection from wall to pole centre	Classic fixing plate size	Modern fixing plate size
		ø25mm (1")	100mm (4"), 140mm (5½")	w30mm (1¾") x H80mm (3⅛")	w26mm (1") x H80mm (3⅛")
Classic Mid	Modern Mid	Diameter	Projection from wall to pole centre	Classic fixing plate size	Modern fixing plate size
		ø25mm (1")	100mm (4"), 140mm (5½")	w60mm (2⅜") x H25mm (1")	w85mm (3⅜") x H33mm (1⅝")
Classic Passing	Modern Passing	Diameter	Projection from wall to pole centre	Classic fixing plate size	Modern fixing plate size
		ø25mm (1")	100mm (4"), 140mm (5½")	w60mm (2⅜") x H25mm (1")	w85mm (3⅜") x H33mm (1⅝")

Double Brackets

End	Diameter	Projection from wall to pole centre	Fixing plate size
	Fø25mm (1") Bø19mm (¾")	F160mm (6⅝") B60mm (2⅜")	w63mm (2½") x H138mm (5⅞")
Mid	Diameter	Projection from wall to pole centre	Fixing plate size
	Fø25mm (1") Bø19mm (¾")	F160mm (6⅝") B60mm (2⅜")	w85mm (3⅜") x H33mm (1⅝")
Passing	Diameter	Projection from wall to pole centre	Fixing plate size
	Fø25mm (1") Bø19mm (¾")	F160mm (6⅝") B60mm (2⅜")	w85mm (3⅜") x H58mm (2¼")

RINGS, POLES & ACCESSORIES

Rings

Classic	Lined	Diameter	Classic ring drop from top of pole to bottom of ringlet	Lined ring drop from top of pole to bottom of ringlet
		ø19mm (¾") ø25mm (1")	44mm (1¾") 49mm (1⅞")	46mm (1⅓⅝") 51mm (2")
Classic Passing	Lined Passing	Diameter	Classic ring drop from top of pole to bottom of ringlet	Lined ring drop from top of pole to bottom of ringlet
		ø19mm (¾") ø25mm (1")	49mm (1⅞⅝") 54mm (2⅞")	46mm (1⅓⅝") 51mm (2")

Poles

Poles are cut, bent and curved to suit individual requirements. When calculating the length of your pole, remember to allow tolerance beyond the width of the frame for the curtains to draw back to the edge of the window.

Maximum pole length in one piece 4.0m (157")*. Poles exceeding the recommended maximum distance between brackets, will be cut into equal parts unless otherwise specified. Pole joiners will be supplied.

Diameter	Recommended maximum distance between brackets	Recommended curtain type for pole diameter	Minimum pole projection	Minimum bend radius
ø19mm (¾") ø25mm (1")	1800mm (71") 2000mm (79")	Light to medium weight, lined & non interlined curtains Medium weight, lined & interlined curtains	n/a 100mm (4")	Back pole only R50mm (2")

*Section lengths over 2.4m (96") will incur a handling charge