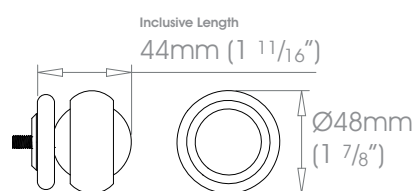


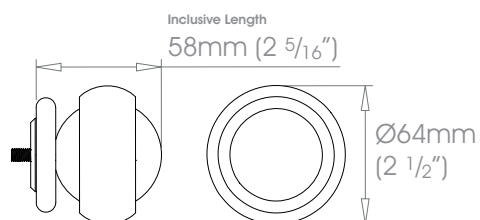
ECLIPSE Finials • Classic - Button Stud

Finishes Classic Polished • Polished Brass Tint • Polished Copper Tint • Polished Rose Tint • Polished Bronze Tint • Waxed



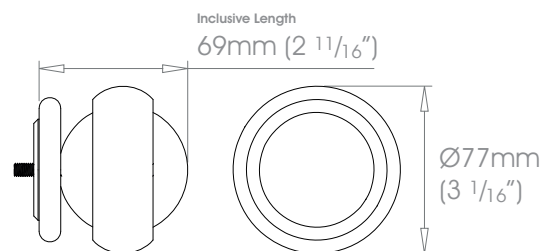
30mm (1 3/16") Classic - Button Stud

W Weight 390g (14oz)



38mm (1 1/2") Classic - Button Stud

W Weight 711g (1lb 9oz)



50mm (2") Classic - Button Stud

W Weight 1143g (2lb 8oz)