

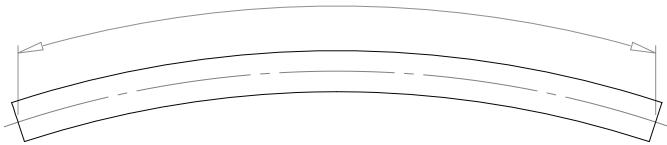
# SIMPLE Poles • Continuous Curves

## Finishes

Alabaster • Dusk • Granite • Slate • Flint • Barley • Dove • Millstone • Clay • Cocoa • Cloud • Ceramic • Bone • Cream • Parchment • Damson • Moss • Smoke • Frame Grey • Raven Coat Options: Matte (M) • Satin (S) • Gloss (G) • Platinum • Champagne • Gold • Cognac • Gunmetal • Antique Brass • Pewter • Bronzed Coat Options: Satin (S) • Gloss (G)  
Polished Nickel - Can be specified at twice the cost of the standard finish  
**Custom Finishes** Can be specified subject to a per colour upcharge. (up to five poles)

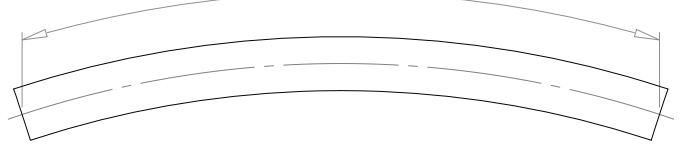


300mm (12")



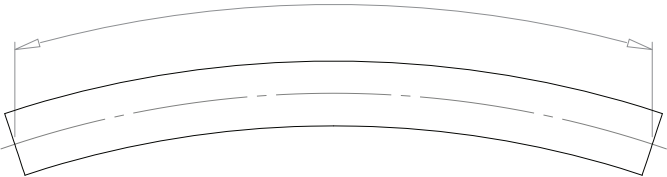
19mm (3/4") Continuous Curve - 300mm (1ft)

300mm (12")



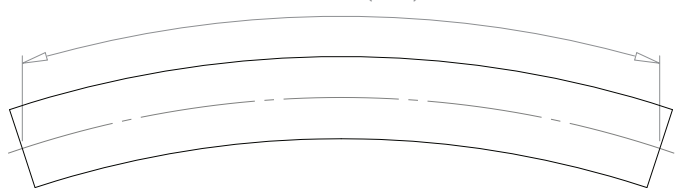
25mm (1") Continuous Curve - 300mm (1ft)

300mm (12")



38mm (1 1/2") Continuous Curve - 300mm (1ft)

300mm (12")



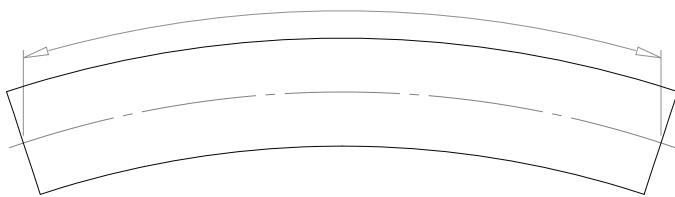
50mm (2") Continuous Curve - 300mm (1ft)

# SIMPLE Poles • Continuous Curves

**Finishes** Alabaster • Dusk • Granite • Slate • Flint • Barley • Dove • Millstone • Clay • Cocoa • Cloud • Ceramic • Bone • Cream • Parchment • Damson • Moss • Smoke • Frame Grey • Raven Coat Options: Matte (M) • Satin (S) • Gloss (G) • Platinum • Champagne • Gold • Cognac • Gunmetal • Antique Brass • Pewter • Bronzed Coat Options: Satin (S) • Gloss (G)  
Polished Nickel - Can be specified at twice the cost of the standard finish  
**Custom Finishes** Can be specified subject to a per colour upcharge. (up to five poles)



300mm (12")



50mm (2") Continuous Curve - 300mm (1ft)