

# ⚡ | ELECTRIC

THE **BRADLEY**  
COLLECTION

 **LUTRON**  
TECHNICAL GUIDE

## TECHNICAL GUIDE

This technical guide was designed to be used along side one of our the ⚡ | Electric collections specification guides.

If any questions arise please call your local sales representative or contact The Bradley Collection directly.



**Electrical installations must be carried out by qualified professionals. In line with the relevant wiring diagrams and conform to local regulations.**

### Track Configurations Page 3-7

PROFILE Page 4

⚡ | ELECTRIC Page 5-6

HAND DRAWN Page 7

### Curtain Information Page 8-16

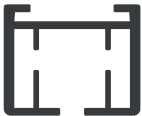
Motors Page 17-21

Controls Page 22-25



Poles are manufactured to suit individual requirements. When calculating the length of your pole, remember to allow tolerance beyond the width of the frame for the curtains to draw back to the edge of the window.

Poles exceeding the recommended maximum distance between brackets, will be cut into equal parts unless otherwise specified. Pole joiners will be supplied. Joining brackets should be placed at every join.



Motor Type	Maximum System Length - Single Stack →	Maximum System Length - Pair Stack →←
Roller/Ripplefold - roller	9000mm (29.5')	9000mm (29.5')

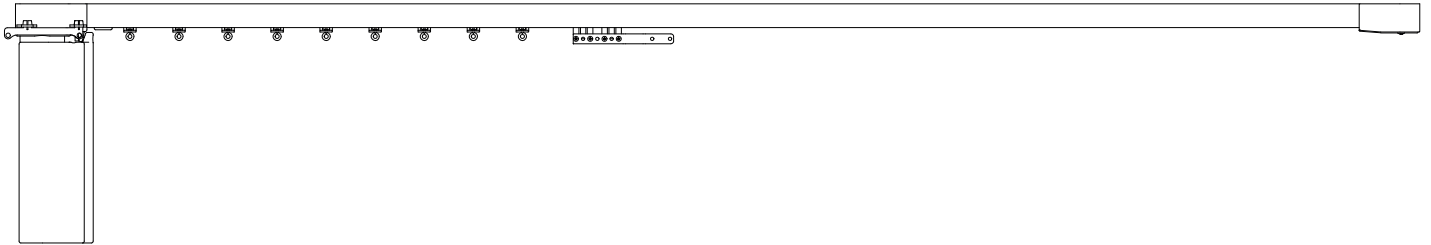
**HAND DRAWN** For windows or double treatments where motorisation is not required, hand drawn option are available.

## ROLLERS

Systems ordered with Standard Rollers will be supplied as per the diagrams below.

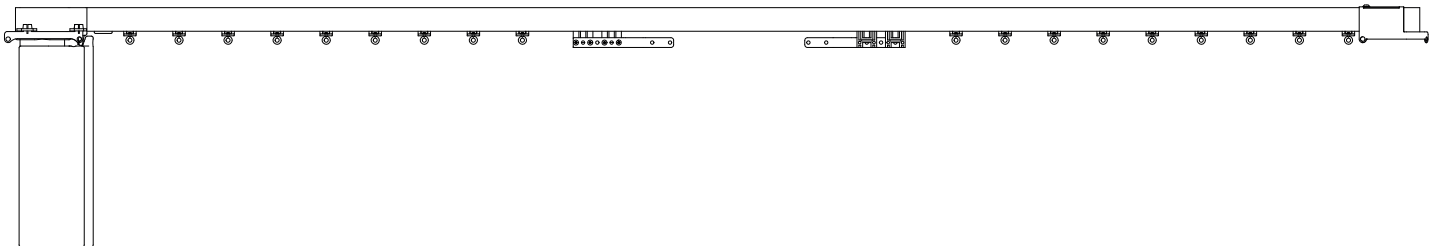


### SINGLE STACK →



Supplied with 1x Overlap Arm. 1x Motor Hook Plate.

### PAIR STACK →←



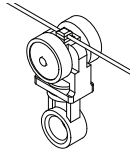
Supplied with 2x Overlap Arm. 1x Motor Hook Plate. 1x Return Hook Plate.



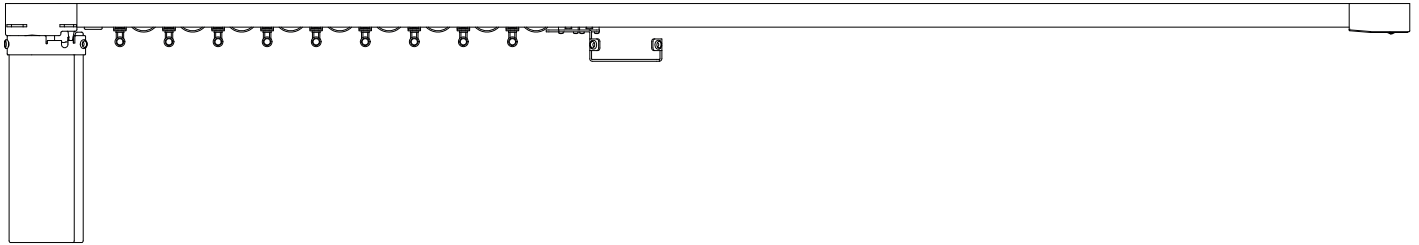
For Specification info on Overlap arms and Hook Points see page15.

## RIPPLEFOLD® ROLLERS

Systems ordered with Ripplefold Rollers will be supplied as per the diagrams below.

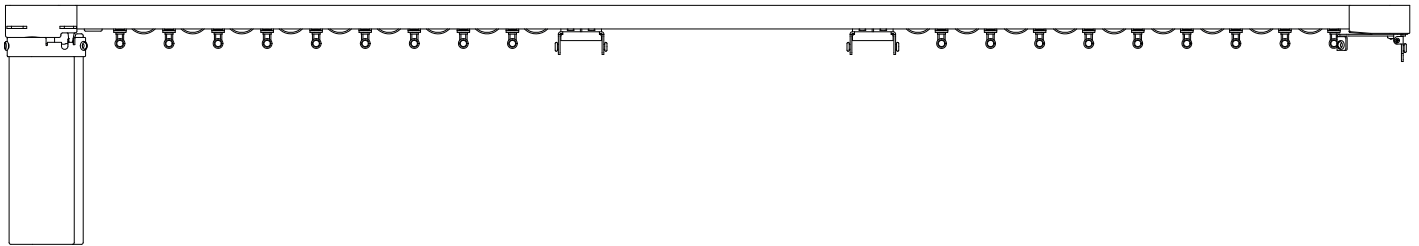


### SINGLE STACK →



Supplied with 1x Ripplefold Arm. 1x Motor Ripple Sleeve.

### PAIR STACK →←



Supplied with 2x Ripplefold Butt Arm. 1x Motor Ripple Sleeve. 1x Return Ripple Plate.




For Specification info on Ripplefold arms and Hook Points see page 16

## ROLLERS

Systems ordered with Rollers will be supplied as per the diagrams below.



### SINGLE STACK →

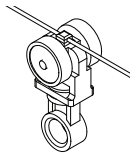


### PAIR STACK →←




## RIPPLEFOLD® ROLLERS


Systems ordered with Rollers, Ripple & Ripplefold Rollers will be supplied as per the diagrams below.



### SINGLE STACK →



### PAIR STACK →←







## STACKING OPTIONS

With electric systems stacking options are configured at the point of assembly, so must be specified when ordering.

**Single or pair stack Ripplefold curtain stacking must be specified when ordering as this will affect the number of rollers supplied.**

### SINGLE STACK

On single stack systems the motor is always positioned on the stacking side. Allowing the motor to be hidden behind the curtain.



### PAIR STACK

Double stack curtains can have the motor positioned at either end of the pole.



## STACK SIZES

This is the area where the curtains hang against the wall when they are pulled open. by covering the wall and not the glass, during the day, it allows more light into the room. Allow approximately 30% of the length of the track for curtain stacking. very full curtains (e.g. pencil pleat) will need more space than flatter ones. lined and interlined curtains will also require more stacking space than unlined.

### SINGLE STACK →



### PAIR STACK →←



Standard rollers will be supplied every 100mm (4") unless otherwise specified. Ripplefold® rollers if specified will be supplied pre-assembled in the pole.

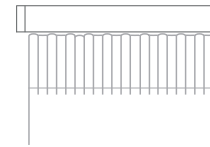
Rollers can be loaded and removed from either end of the pole after assembly by removal of the spring stop or return cover as shown.



### ROLLERS

Rollers are preferred for heavy drapery. one roller is specified for every 100mm (4").

### STANDARD FULLNESS 1.5



### Pinch Pleat Fullness 2.0

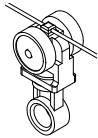
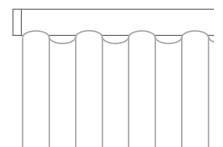


## RIPPLEFOLD HEADING

Ripplefold pleat style is named for the soft, consistent ripples created by the drapery as it hangs from the track. it offers an elegant, contemporary look.




- Ideal for both residential and commercial settings.
- Drapery is constructed with snap tape (graber® is required) that allows the drapery to be snapped directly to the auxillary carriers on the track.
- Fullness of the drapery is determined by the spacing of the carriers in the track. the higher the fullness factor, the more full the draperies appear. Lutron® Ripplefold® tracks are available in 3 fullness factors

### RIPPLEFOLD®



### RIPPLEFOLD ROLLERS

80% • 100% • 120% Fullness options

	Roller-Cord Spacing	Curtain Fullness	Stack Depth per 1M (39 3/8") of pole	Min Bracket Projection
	60mm (2 3/8")	80%	270mm (10 5/8")	100mm (4")
	55mm (2 1/16")	100%	310mm (12 3/16")	100mm (4")
	45mm (1 3/4")	120%	360mm (14 3/16")	100mm (4")

Different types of fabric have widely differing weights. The type of curtain heading used (see below) will determine the fullness of the fabric used: this can be anything from 1.5 x the width of the pole to 3.0 x pole width.

The chart below assumes 100% fullness (2.0 x width of the pole) the weights are very approx and can vary for many reasons. Always check the expected and final total curtain weight with the curtain maker. Based on 1200mm (48") fabric width

Curtain Type	Width↓ /Drop→	1m (3.5')	2m (7')	3m (10.5')	4m (14')	5m (16.5')	6m (20')
Print Cotton (Light)	1m (3.5')	0.8kg (1.8lb)	1.7kg (3.7lb)	2.5kg (5.5lb)	3.4kg (7.4lb)	4.2kg (9.2lb)	5.0kg (11.1lb)
	2m (7')	1.3kg (2.8lb)	2.5kg (5.5lb)	3.8kg (8.3lb)	5kg (11.1lb)	6.3kg (13.9lb)	7.6kg (16.6lb)
	3m (10')	1.7kg (3.7lb)	3.4kg (7.4lb)	5kg (11.1lb)	6.7kg (14.8lb)	8.4kg (18.5lb)	10kg (22lb)
Linen (Medium)	1m (3.5')	1.1kg (2.3lb)	2.1kg (4.6lb)	3.2kg (6.9lb)	4.2kg (9.2lb)	5.3kg (11.6lb)	6.3kg (13.9lb)
	2m (7')	1.6kg (3.5lb)	3.2kg (6.9lb)	4.7kg (10.4lb)	6.3kg (13.9lb)	7.9kg (17.3lb)	9.5kg (20.8lb)
	3m (10')	2.1kg (4.6lb)	4.2kg (9.2lb)	6.3kg (13.9lb)	8.4kg (18.5lb)	10.5kg (23.1lb)	12.6kg (27.7lb)
Velvet (Heavy)	1m (3.5')	1.5kg (3.2lb)	3.2kg (6.5lb)	4.4kg (9.7lb)	5.9kg (12.9lb)	7.4kg (16.2lb)	8.8kg (19.4lb)
	2m (7')	2.2kg (4.9lb)	4.4kg (9.7lb)	6.7kg (12.6lb)	8.8kg (19.4lb)	11kg (24.3lb)	13.2kg (22lb)
	3m (10')	2.9kg (6.5lb)	5.9kg (12.9lb)	8.8kg (19.4lb)	11.8kg (26lb)	14.7kg (32.2lb)	17.6kg (39lb)

Maximum weight recommendations for all standard curtain types using gliders & roller are defined to ensure safe and proper function of the electric system. These must be adhered to. See table below for details of all options.



**Bends will considerably reduce the load bearing capability of any system.**

## ROLLERS

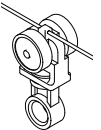
One roller is specified for every 100mm (4").



System Width Single Stack → / Pair Stack →←	Straight	1 Bend Bay	2 Bend Bay	4 Bend Bay	Curved Bay
610mm - 813mm (24" - 32")	9.1kg (20lb)	n/a track to short	n/a	n/a	n/a
813mm - 1118mm (32" - 44")	13.6kg (30lb)	13.6kg (30lb)	n/a	n/a	n/a
1118mm - 1422mm (44" - 56")	18.1kg (40lb)	18.1kg (40lb)	n/a	n/a	n/a
1422mm - 1727mm (56" - 68")	24.9kg (55lb)	22.7kg (50lb)	n/a	n/a	n/a
1727mm - 2133mm (68" - 84")	29.5kg (65lb)	22.7kg (50lb)	n/a	n/a	n/a
2133mm - 2743mm (84" - 108")	36.3kg (80lb)	24.9kg (55lb)	n/a	n/a	n/a
2743mm - 3353mm (108" - 132")	47.6kg (105lb)	24.9kg (55lb)	n/a	n/a	n/a
3353mm - 3962mm (132" - 156")	45.3kg (100lb)	27.2kg (60lb)	n/a	n/a	n/a
3962mm - 5486mm (156" - 216")	36.3kg (80lb)	24.9kg (55lb)	n/a	n/a	n/a
5486mm - 6401mm (216" - 252")	31.7kg (70lb)	22.7kg (50lb)	n/a	n/a	n/a
6401mm - 7315mm (252" - 288")	27.2kg (60lb)	20.4kg (45lb)	n/a	n/a	n/a
7315mm - 8230mm (288" - 324")	22.7kg (50lb)	20.4kg (45lb)	n/a	n/a	n/a
8230mm - 9144mm (324" - 360")	18.1kg (40lb)	15.9kg (35lb)	n/a	n/a	n/a

## RIPPLEFOLD ROLLERS®

Available in 80%, 100%, & 120% fullness options (for roller spacing see page 10)



System Width Single Stack → / Pair Stack →←	Straight	1 Bend Bay	2 Bend Bay	4 Bend Bay	Curved Bay
610mm - 813mm (24" - 32")	13.6kg (30lb)	n/a	n/a	n/a	
813mm - 1118mm (32" - 44")	18.1kg (40lb)	n/a	n/a	n/a	
1118mm - 1422mm (44" - 56")	24.9kg (55lb)	n/a	n/a	n/a	
1422mm - 1727mm (56" - 68")	31.7kg (70lb)	n/a	n/a	n/a	
1727mm - 2743mm (68" - 108")	38.6kg (85lb)	n/a	n/a	n/a	
2743mm - 3962mm (108" - 156")	29.5kg (65lb)	n/a	n/a	n/a	
3962mm - 4572mm (156" - 180")	18.1kg (40lb)	n/a	n/a	n/a	
4267mm - 5486mm (180" - 216")*	4.5kg (10lb)*	n/a	n/a	n/a	

ⓘ Not Suitable  
for use with  
curved tracks

Maximum weight recommendations for all standard curtain types using gliders & roller are defined to ensure safe and proper function of the electric system. These must be adhered to. See table below for details of all options.



**Bends will considerably reduce the load bearing capability of any system.**

## ROLLERS

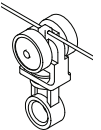
One roller is specified for every 100mm (4").



System Width Single Stack → / Pair Stack →←	Straight	1 Bend Bay	2 Bend Bay	4 Bend Bay	Curved Bay
610mm - 813mm (24" - 32")	9.1kg (20lb)	n/a	n/a	n/a*	n/a*
813mm - 1118mm (32" - 44")	13.6kg (30lb)	13.6kg (30lb)	n/a	n/a*	n/a*
1118mm - 1422mm (44" - 56")	18.1kg (40lb)	18.1kg (40lb)	n/a	n/a*	n/a*
1422mm - 1727mm (56" - 68")	24.9kg (55lb)	24.9kg (55lb)	18.1kg (40lb)	n/a*	n/a*
1727mm - 2133mm (68" - 84")	29.5kg (65lb)	29.5kg (65lb)	20.4kg (45lb)	n/a*	n/a*
2133mm - 2743mm (84" - 108")	36.3kg (80lb)	36.3kg (80lb)	22.7kg (50lb)	n/a*	n/a*
2743mm - 3657mm (108" - 144")	47.6kg (105lb)	38.6kg (85lb)	22.7kg (50lb)	n/a*	n/a*
3657mm - 4572mm (144" - 180")	65.8kg (145lb)	40.8kg (90lb)	24.9kg (55lb)	n/a*	n/a*
4572mm - 5486mm (180" - 216")	61.2kg (135lb)	43kg (95lb)	24.9kg (55lb)	n/a*	n/a*
5486mm - 6400mm (216" - 252")	54.4kg (120lb)	43kg (95lb)	24.9kg (55lb)	n/a*	n/a*
6400mm - 7315mm (252" - 288")	49.9kg (110lb)	43kg (95lb)	22.7kg (50lb)	n/a*	n/a*
7315mm - 8230mm (288" - 324")	45.4kg (100lb)	40.8kg (90lb)	22.7kg (50lb)	n/a*	n/a*
8230mm - 9144mm (324" - 360")	40.8kg (90lb)	38.6kg (85lb)	20.4kg (45lb)	n/a*	n/a*

## RIPPLEFOLD ROLLERS®

Available in 80%, 100%, & 120% fullness options (for roller spacing see page 10)



System Width Single Stack → / Pair Stack →←	Straight	1 Bend Bay	2 Bend Bay	4 Bend Bay	Curved Bay
610mm - 813mm (24" - 32")	13.6kg (30lb)	n/a*	n/a*	n/a*	
813mm - 1118mm (32" - 44")	18.1kg (40lb)	n/a*	n/a*	n/a*	
1118mm - 1422mm (44" - 56")	24.9kg (55lb)	n/a*	n/a*	n/a*	
1422mm - 1727mm (56" - 68")	31.7kg (70lb)	n/a*	n/a*	n/a*	
1727mm - 2133mm (68" - 84")	38.6kg (85lb)	n/a*	n/a*	n/a*	
2133mm - 2743mm (84" - 108")	47.6kg (105lb)	n/a*	n/a*	n/a*	
2743mm - 3353mm (108" - 132")	63.5kg (140lb)	n/a*	n/a*	n/a*	
3353mm - 4267mm (132" - 168")	56.9kg (125lb)	n/a*	n/a*	n/a*	
4267mm - 5486mm (168" - 216")	40.8kg (90lb)	n/a*	n/a*	n/a*	
5486mm - 6401mm (216" - 252")	22.7kg (50lb)	n/a*	n/a*	n/a*	

⚠ Not Suitable  
for use with  
curved tracks

Maximum weight recommendations for all standard curtain types using gliders & roller are defined to ensure safe and proper function of the electric system. These must be adhered to. See table below for details of all options.



**Bends will considerably reduce the load bearing capability of any system.**

## ROLLERS

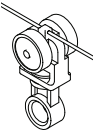
One roller is specified for every 100mm (4").



System Width Single Stack → / Pair Stack →←	Straight	1 Bend Bay	2 Bend Bay	4 Bend Bay	Curved Bay
610mm - 813mm (24" - 32")	9.1kg (20lb)	n/a	n/a	n/a*	n/a*
813mm - 1118mm (32" - 44")	13.6kg (30lb)	13.6kg (30lb)	n/a	n/a*	n/a*
1118mm - 1422mm (44" - 56")	18.1kg (40lb)	18.1kg (40lb)	n/a	n/a*	n/a*
1422mm - 1727mm (56" - 68")	24.9kg (55lb)	24.9kg (55lb)	24.9kg (55lb)	n/a*	n/a*
1727mm - 2133mm (68" - 84")	29.5kg (65lb)	29.5kg (65lb)	29.5kg (65lb)	n/a*	n/a*
2133mm - 2743mm (84" - 108")	36.3kg (80lb)	36.3kg (80lb)	31.7kg (70lb)	n/a*	n/a*
2743mm - 3353mm (108" - 132")	47.6kg (105lb)	47.6kg (105lb)	36.3kg (80lb)	n/a*	n/a*
3353mm - 3962mm (132" - 156")	59.0kg (130lb)	54.4kg (120lb)	38.6kg (85lb)	n/a*	n/a*
3962mm - 5486mm (156" - 216")	74.8kg (165lb)	56.9kg (125lb)	40.8kg (90lb)	n/a*	n/a*
5486mm - 6401mm (216" - 252")	79.4kg (175lb)	59kg (130lb)	43kg (95lb)	n/a*	n/a*
6401mm - 7315mm (252" - 288")	74.8kg (165lb)	61.2kg (135lb)	43kg (95lb)	n/a*	n/a*
7315mm - 8230mm (288" - 324")	70.3kg (155lb)	61.2kg (135lb)	40.8kg (90lb)	n/a*	n/a*
8230mm - 9144mm (324" - 360")	65.8kg (145lb)	61.2kg (135lb)	40.8kg (90lb)	n/a*	n/a*

## RIPPLEFOLD ROLLERS®

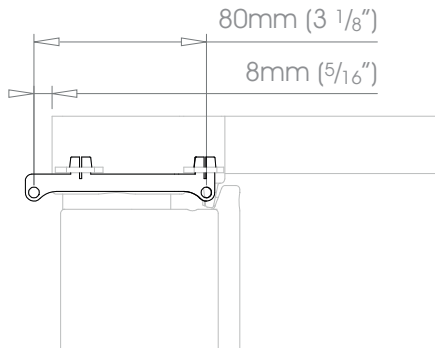
Available in 80%, 100%, & 120% fullness options (for roller spacing see page 10)



System Width Single Stack → / Pair Stack →←	Straight	1 Bend Bay	2 Bend Bay	4 Bend Bay	Curved Bay
610mm - 813mm (24" - 32")	13.6kg (30lb)	n/a*	n/a*	n/a*	
813mm - 1118mm (32" - 44")	18.1kg (40lb)	n/a*	n/a*	n/a*	
1118mm - 1422mm (44" - 56")	24.9kg (55lb)	n/a*	n/a*	n/a*	
1422mm - 1727mm (56" - 68")	31.7kg (70lb)	n/a*	n/a*	n/a*	
1727mm - 2133mm (68" - 84")	38.6kg (85lb)	n/a*	n/a*	n/a*	
2133mm - 2743mm (84" - 108")	47.6kg (105lb)	n/a*	n/a*	n/a*	
2743mm - 3353mm (108" - 132")	63.5kg (140lb)	n/a*	n/a*	n/a*	
3353mm - 4267mm (132" - 168")	74.8kg (165lb)	n/a*	n/a*	n/a*	
4267mm - 5486mm (168" - 216")	70.3kg (155lb)	n/a*	n/a*	n/a*	
5486mm - 6401mm (216" - 252")	59.0kg (130lb)	n/a*	n/a*	n/a*	
6401mm - 7315mm (252" - 288")	45.4kg (100lb)	n/a*	n/a*	n/a*	
7315mm - 8230mm (288" - 324")	24.9kg (55lb)	n/a*	n/a*	n/a*	
8230mm - 9144mm (324" - 360")*	22.7kg (50lb)*	n/a*	n/a*	n/a*	

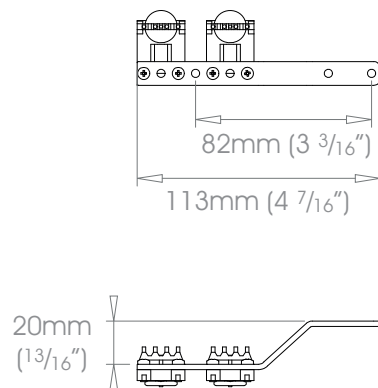
⚠ Not Suitable  
for use with  
curved tracks

## Motor End

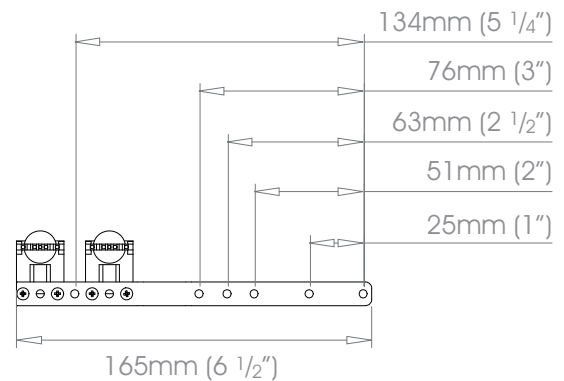


Supplied as standard on Single & Pair Stack Systems with Rollers

## Standard Overlap Arm



## Optional Long Overlap Arm



Supplied as standard on Single & Pair Stack Systems with Rollers

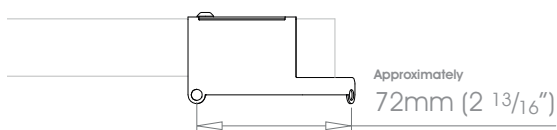
Single Stack - Qty 1 Supplied

Pair Stack - Qty 2 Supplied



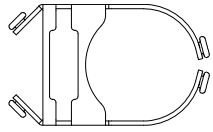
Optional Item  
Available at additional cost

## Return End

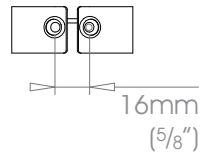
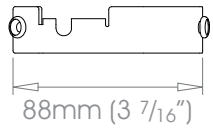
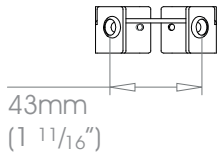


Supplied on pair stack systems with Ripple Rollers

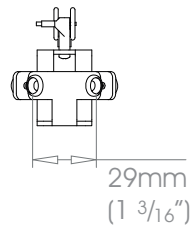
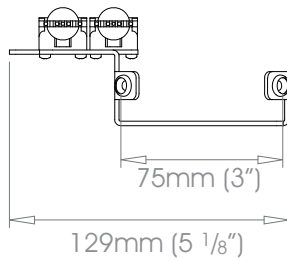
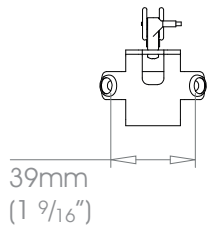
## Motor End



Supplied as standard on Single & Pair Stack Systems with Ripplefold Rollers

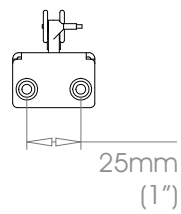
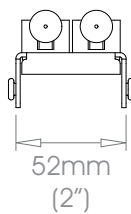
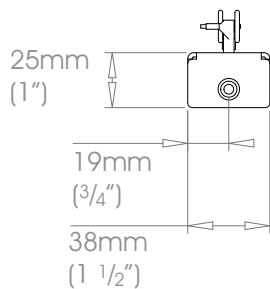


## Single Stack → Ripplefold Arm



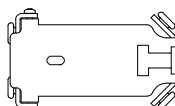
Supplied on single stack systems with Ripplefold Rollers

## Pair Stack → Ripplefold Butt Arm

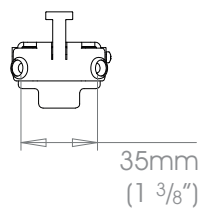
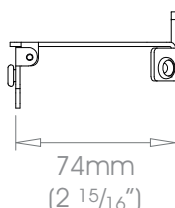
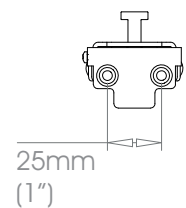


Supplied on pair stack systems with Ripplefold Rollers

## Return End



Supplied on pair stack systems with Ripplefold Rollers



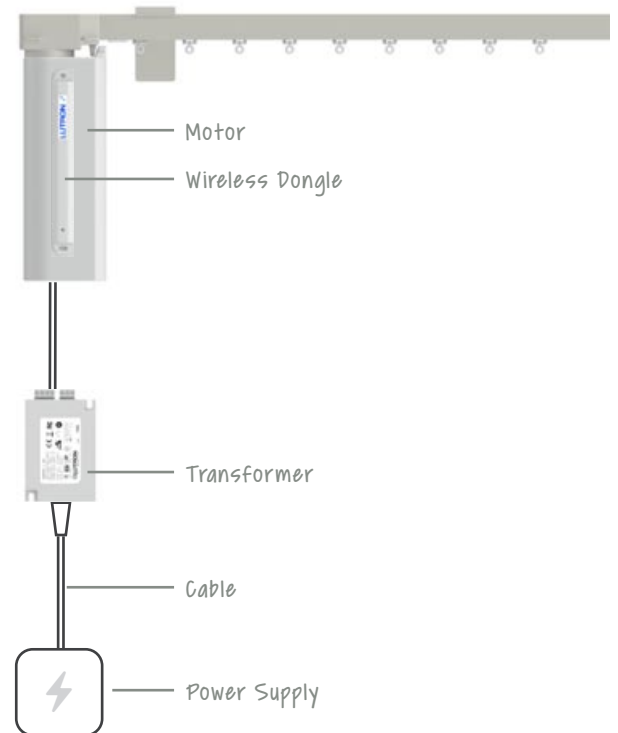




Mains powered motor's needs to be positioned on same side of the window as the power supply.

Wiring diagrams are available on request

Motorised systems are unsuitable for use outdoors or in damp environments such as shower rooms and bathrooms.



### ⚡ D105 MOTOR

Size	L225mm (8 <sup>7</sup> / <sub>8</sub> " ) x w83mm (3 <sup>1</sup> / <sub>4</sub> " ) x D53mm (2 <sup>1</sup> / <sub>16</sub> " )
Power Supply	24v
Noise	< 38 dBA 1m (3') from motor
Max Length	9m (29.5')
Max Weight	45kg (105lb)

### ⚡ D145 MOTOR

Size	L225mm (8 <sup>7</sup> / <sub>8</sub> " ) x w83mm (3 <sup>1</sup> / <sub>4</sub> " ) x D53mm (2 <sup>1</sup> / <sub>16</sub> " )
Power Supply	24v
Max Power	40w
Noise	< 38 dBA 1m (3') from motor
Max Length	9m (29.5')
Max Weight	66kg (145lb)

### ⚡ D145 MOTOR

Size	L225mm (8 <sup>7</sup> / <sub>8</sub> " ) x w83mm (3 <sup>1</sup> / <sub>4</sub> " ) x D53mm (2 <sup>1</sup> / <sub>16</sub> " )
Power Supply	24v
Max Power	44w
Noise	< 38 dBA 1m (3') from motor
Max Length	9m (29.5')
Max Weight	79kg (175lb)



MOTOR FEATURES	D105 Motor	D145 Motor	D175 Motor
Low-Voltage 24 V	✓	✓	✓
Quiet Operation - Noise Level <44dBA 1000mm (3')	✓	✓	✓
Overload Protection	✓	✓	✓
Programmable Endstops	✓	✓	✓
Power Failure Memory	✓	✓	✓
Weights up to 45kg (105lb)	✓	✗	✗
Weights up to 66kg (145lb)	✗	✓	✗
Weights up to 79kg (175lb)	✗	✗	✓
CONTROL FEATURES	D105 Motor	D145 Motor	D175 Motor
Pico Wireless Remote	✓	✓	✓
Integrated Control Through QS Home Automation Systems	✓	✓	✓



---

#### Sivoia QS Wireless Receiver

**Frequency** 868 or 865 MHz (Europe)

431 to 437 MHz (North/Central/South America)



The QS Link power supply is a 24 V plug in power supply that is used with Lutron® QS shading devices. The Link power supply plugs into a standard socket. The power supply is protected electronically in the event of a miss wire, and will automatically reset when wiring is corrected.

### QS Link Power Supply

<b>Input Voltage</b>	Universal input voltage (100-240 VAC) enables global specification
<b>Input Current</b>	1A (max)
<b>Output Voltage</b>	24v
<b>Connectivity</b>	Simple wiring scheme uses 4-conductor, low voltage link to provide power an communication for QS electronic drive units
<b>Features</b>	Mounting tabs and small size allow for discrete installation Miss wire protection



## REMOTE CONTROL

Works through QS wireless dongle and Pico remote.

This option needs a wireless dongle to be fitted to each motor.

Single channel remote can control one motor or a group of motors at the same time.  
If you require each motor to run independently, A Single channel remote must be specified for each window.



## APP CONTROL

RA2 Select allows the system to be controlled with the Lutron app or through smart devices & Amazon Alexa.

Motors can also be integrated into a QS home automation system & other major home control systems.

This option needs a wireless dongle to be fitted to each motor.



## AUTOMATION SYSTEMS

The system can also be integrated with all major home control systems.

This will require additional components and the system being installed & commissioned by automation specialist's

Control4

KNX

LUTRON

CRESTRON



**Requires motor and wireless dongle**

Single channel remote can control one motor or a group of motors at the same time.

### Pico Remote - Single Channel

**Function** 1 channel

**Frequency** 868 or 865 MHz (Europe)  
431 to 437 MHz (North/Central/South America)

**Colour** White





**Requires motor and wireless dongle**

The RA2 Select main repeaters allow for setup, control, and monitoring of select RadioRA 2 devices and Lutron wireless shades from a smartphone or tablet using the Lutron App.

## Move - Server

<b>Connections</b>	USB (Power) • Ethernet
<b>Features</b>	<ul style="list-style-type: none"> <li>Supports up to 100 wireless devices</li> <li>Programmed via the Lutron App</li> <li>Scene control via the Lutron App and Pico scene keypads.</li> <li>Scheduling of daily events via the Lutron App</li> <li>Connects to the Wi-Fi router via an Ethernet connection.</li> <li>Local device operation will continue to function if main repeater is powered down or not communicating.</li> <li>System access from anywhere in the world using the Lutron App.</li> <li>Control outside the app via widgets (iOS and Android).</li> <li>Supports Geofencing from the Lutron App.</li> <li>Supports integration with other smart home brands including Amazon® Alexa®, Google® Assistant, Sonos®, and more.</li> <li>Up to 4 wireless repeaters can be added to extend the range for larger systems.</li> <li>Automatically programs Pico wireless controls for typical applications and activities</li> <li>Program additional custom scenes using the Lutron App.</li> <li>Integration with select professional A/V and security systems.</li> <li>Power Failure Memory</li> </ul>
<b>Frequency</b>	868 or 865 MHz (Europe) 431 to 437 MHz (North/Central/South America)
<b>Colour</b>	Black

# CONTACT

[www.bradleycollection.com](http://www.bradleycollection.com)



## UK & REST OF THE WORLD

☎ +44 (0)1449 722 724  
✉ [info@bradleycollection.com](mailto:info@bradleycollection.com)

## USA & CANADA

☎ +1 (310) 815 8255  
✉ [info.us@bradleycollection.com](mailto:info.us@bradleycollection.com)

CEDIA<sup>®</sup>  
MEMBER

the**bradley**collection

Specialised fixings for mounting brackets will be required in certain situations and are not provided as standard. Steel items are not recommended for damp conditions such as shower rooms. Crystal finials and acrylic poles should not be positioned in direct sunlight, and are not suitable for use in conservatories. Fluid Metal items are supplied unlacquered and will tarnish over time.

The Bradley Collection reserves the right to modify design and materials without prior notice as part of a process of continual product improvement.  
Due to printing limitations, colours in this brochure may not be accurate.

Products are protected by Design Rights, under provisions of Copyright, Designs & Patents Act 1988.  
Bradley<sup>®</sup>, The Bradley Collection<sup>®</sup> and  Logo are registered Community trademarks of The Bradley Collection Ltd. in Europe and registered trademarks of the Bradley Collection, Inc. in the USA.

**The Bradley Collection Ltd** Lion Barn • Maitland Road • Needham Market • Suffolk • IP6 8NS • UK

Published: 1021 • Copyright © The Bradley Collection Ltd. 2021