

⚡ | LINEAR

THE **BRADLEY**
COLLECTION

SPECIFICATION GUIDE

SPECIFICATION GUIDE

This specification guide was designed to outline the main considerations that need to be made when quoting or ordering a system.

Please use this along side with the ⚡ | Electric Technical Guide's. There is a guide for Silent Gliss • Somfy • Lutron system options which deal with specific details of those systems.

If any questions arise please call your local sales representative or contact The Bradley Collection directly.



Electrical installations must be carried out by qualified professionals. In line with the relevant wiring diagrams and conform to local regulations.

System Information Page 3-13

TRACKS Page 4

SYSTEM CONFIGURATION Page 5-7

JOINING & BAYS Page 8

MINIMUM WALL SIZES Page 9

BRACKET ALIGNMENT Page 10

CUSTOM BRACKETS Page 11

CURTAIN DROPS Page 12-13

Finishes Page 14-17

Brackets Page 18-23

Tracks Page 24-37

Tracks are manufactured to suit individual requirements. When calculating the length of your track, remember to allow tolerance beyond the width of the frame for the curtains to draw back to the edge of the window.

Maximum track length in one piece 3.0m (118")*.

Tracks exceeding the recommended maximum distance between brackets, will be cut into equal parts unless otherwise specified.

Track joiners will be supplied. Brackets should be placed at every join.

The overall track cost is rounded up in 300mm (1ft) increments.

SILENT GLISS® 5600



Glider/Roller Type	Maximum System Length - Single Stack →	Maximum System Length - Pair Stack →←	Maximum Section Length	Recommended maximum distance between brackets
Glider/Wave - Glider	2900mm (9'6")	6000mm (20')	2900mm (9'6")	1500mm (5')
Roller/Wave - Roller	15000mm (49')*	15000mm (49')*	2900mm (9'6")	1500mm (5')

SOMFY® GLYDEA, IRISMO & MOVELITE



Motor Type	Maximum System Length - Single Stack →	Maximum System Length - Pair Stack →←	Maximum Section Length	Recommended maximum distance between brackets
Glydea Ultra 60e	12000mm (39')	12000mm (39')	2900mm (9'6")	1500mm (5')
Iriso 45WF	10000mm (32.5')	10000mm (32.5')	2900mm (9'6")	1500mm (5')
Movelite 35	10000mm (32.5')	10000mm (32.5')	2900mm (9'6")	1500mm (5')
Movelite 35WF	6000mm (20')	6000mm (20')	2900mm (9'6")	1500mm (5')

LUTRON® SIVOIA



Glider/Roller Type	Maximum System Length - Single Stack →	Maximum System Length - Pair Stack →←	Maximum Section Length	Recommended maximum distance between brackets
Roller/Ripplefold - roller	9000mm (29.5')	9000mm (29.5')	2900mm (9'6")	1500mm (5')

HAND DRAWN

For windows or double treatments where motorisation is not required, hand drawn option are available.

CONFIGURATION

A looped driving belt runs around the motor and along the track. This is attached to the pilot header which in turn is attached to the lead glider/roller. The motor operates in both directions, thereby opening and closing curtains.

SINGLE STACK

On single stack systems the motor is always positioned on the stacking side, allowing the motor to be hidden behind the curtain.



Double Stack

Double stack curtains can have the motor positioned at either end of the track.



END HOUSINGS

Nylon end housings are painted in a complementary colour and then concealed within shaped metal covers, coated to match the track exactly. The images below show the different end housing type, which vary between system type and configuration.

SILENT GLISS® MOTOR END

RETURN END - SINGLE STACK

RETURN END - PAIR STACK



SOMFY® MOTOR END

RETURN END - SINGLE STACK

RETURN END - PAIR STACK



LUTRON® MOTOR END

RETURN END - SINGLE STACK

RETURN END - PAIR STACK




MOTOR POSITIONING

Mains powered motor's needs to be positioned on same side of the window as the power supply.


Wiring diagrams are available on request

Motorised systems are unsuitable for use outdoors or in damp environments such as shower rooms and bathrooms.

⚡ MAINS POWERED SYSTEMS



🔋 BATTERY POWERED SYSTEMS SOMFY® MOVELITE & IRISMO ONLY



LEFT HAND MOTOR




RIGHT HAND MOTOR



JOINING TRACKS

Where ever there is a join in the systems, this must always be supported by a bracket.

A joiner sits under the bracket and slides into the top channel of the track. To keep the two parts securely together



Note: On 5600 systems the bracket needs to be offset from the join.

BESPOKE BAYS

Bradley's bespoke service allows tracks to be specifically made for unique bay windows and complex long span installations. Tracks can be shaped to create a system that follows contours. Passing rings have been designed to traverse over brackets and around bends. Using a double track system in a bay window can create an elegant as well as practical treatment.



One Bend Bay



Two Bend Bay



Square Bay

BRADLEY PROJECTS

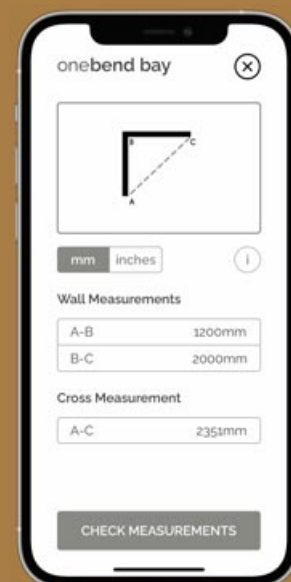
Bradley Projects is an innovative digital tool kit to help with project planning, consisting of a Smartphone Survey App and an online Web Portal.

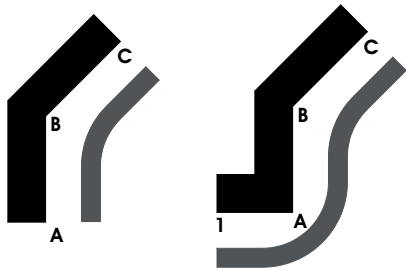
www.bradleycollection.com/projects/



Survey Tool

Available as a smartphone app for iOS or Android, Bradley Projects Survey Tool lets you photograph and dimension all window types and incorporates Bradley's clever check technology for bays and curves. Unlimited measurements may be saved locally to your device, shared to your colleagues or uploaded to your online account.





135° Bend Angles

Return 1-A	Wall A - B	Wall B - C	Minimum Bend Radius	Minimum Projection
n/a	316mm (12 ⁷ / ₁₆ "	316mm (12 ⁷ / ₁₆ "	275mm (10 ¹³ / ₁₆ "	100mm (4"
350mm (13 ³ / ₄ "	426mm (16 ³ / ₄ "	316mm (12 ⁷ / ₁₆ "	275mm (10 ¹³ / ₁₆ "	140mm (5 ¹ / ₂ "

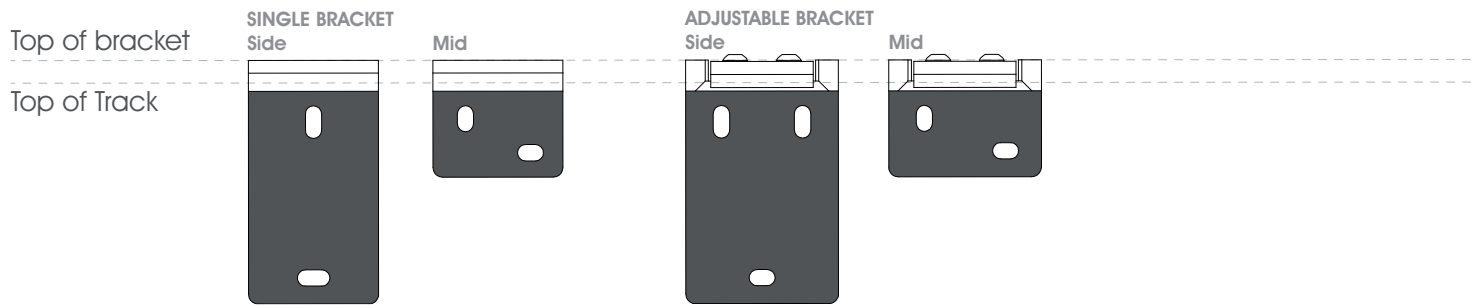


90° Bend Angles

Return 1-A	Wall A - B	Wall B - C	Minimum Bend Radius	Minimum Projection
n/a	550mm (21 ⁵ / ₈ "	550mm (21 ⁵ / ₈ "	275mm (10 ¹³ / ₁₆ "	100mm (4"
350mm (13 ³ / ₄ "	650mm (25 ⁹ / ₁₆ "	550mm (21 ⁵ / ₈ "	275mm (10 ¹³ / ₁₆ "	140mm (5 ¹ / ₂ "

The information below shows the relationship between the bracket backplate. this will enable easy alignments during instalation.

Single Brackets



Linear can be customised to suit virtually any window. For simple projection changes between the Minimums and Maximums listed below brackets are charged at double their standard costs. For all other customisations an additional custom fee is applied per drawing



Custom Projection

Specify the exact projection needed.



Custom Fixing Plate

Relevant where space is restricted or weight is a concern.



Uplift

Helps negotiate cornice and similar architectural features.



Ceiling Brackets

Specify exact projection required from ceiling.



Angled Brackets

The solution for tight and awkward locations.

Minimum & Maximum Bracket Projections

Dimensions outside of these stated min/max projections may still be possible but will generate a design charge per drawing. See pricelist for details



Note the custom projection brackets design will be different from the standard design.

✗ Standard Design



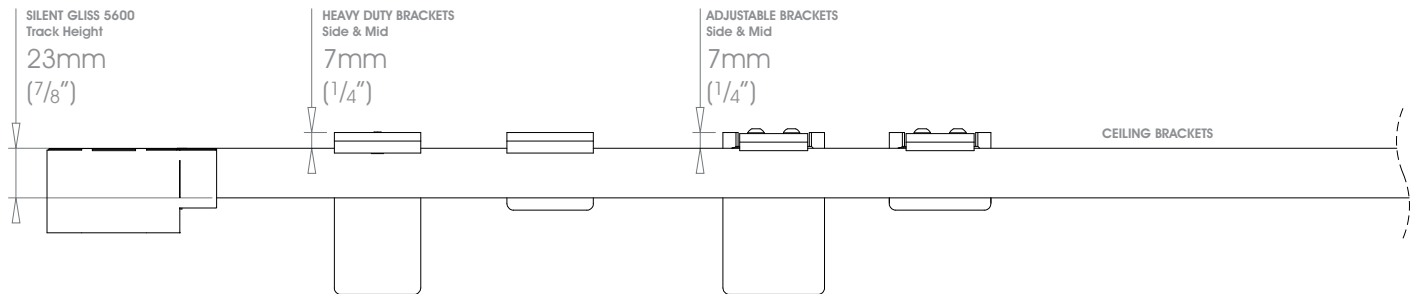
✓ Custom Design



Type	Standard Projection	Minimum Projection	Maximum Projection
Side	100mm (4")	60mm (2 ³ / ₈ ")	200mm (8")
Mid	100mm (4")	60mm (2 ³ / ₈ ")	200mm (8")

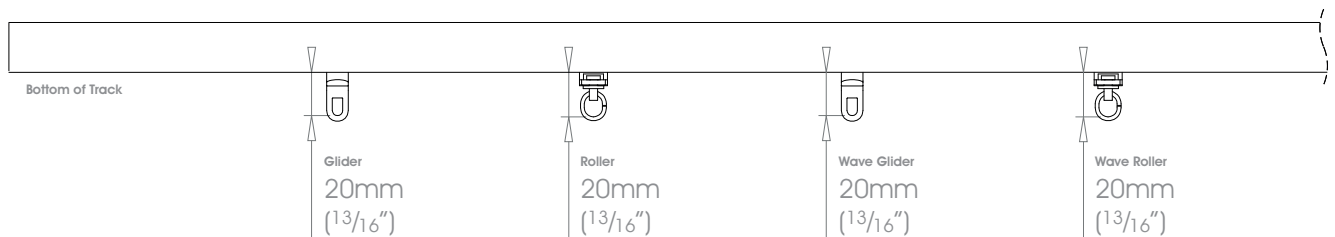
The information below shows the relationship between the track, brackets and gliders/rollers.
This will enable the correlation between track heights and curtain drops to be easily calculated.

SINGLE SYSTEM - SILENT GLISS

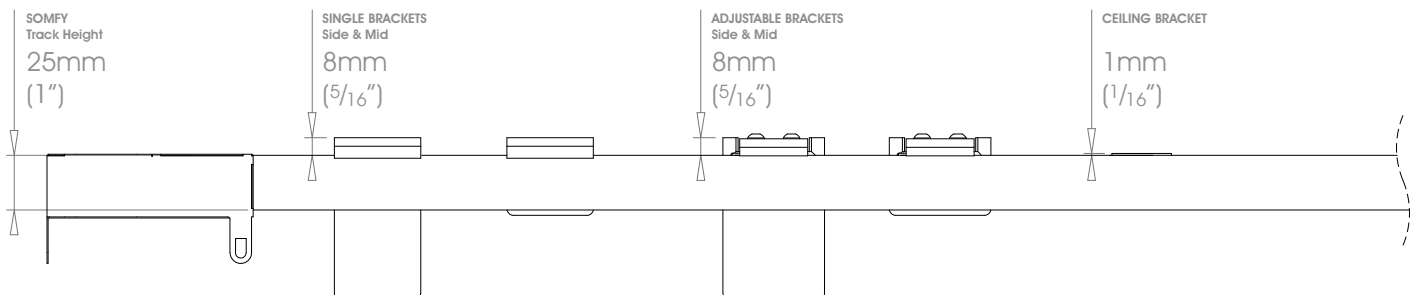


GLIDER & ROLLER DROPS

Add the following drops for your selected system and glider/roller choice.

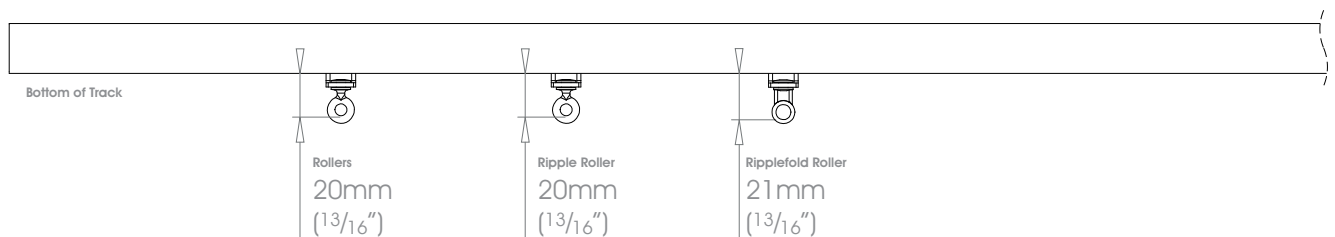


SINGLE SYSTEM - SOMFY



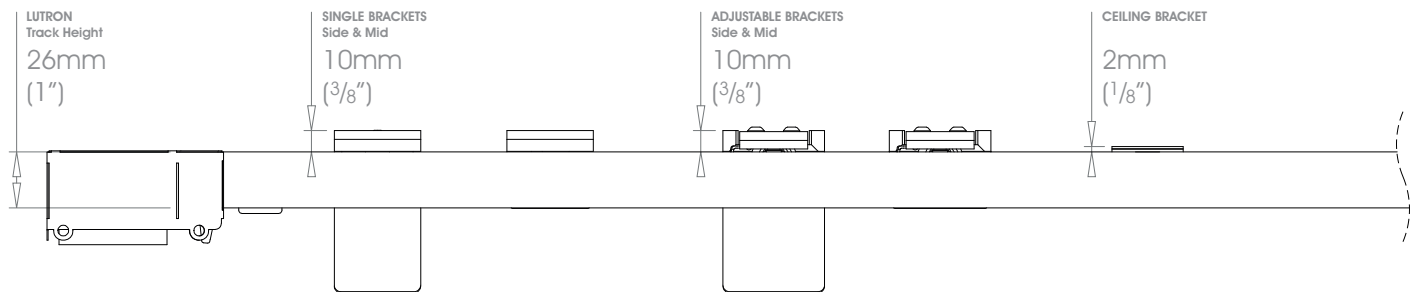
GLIDER & ROLLER DROPS

Add the following drops for your selected system and glider/roller choice.



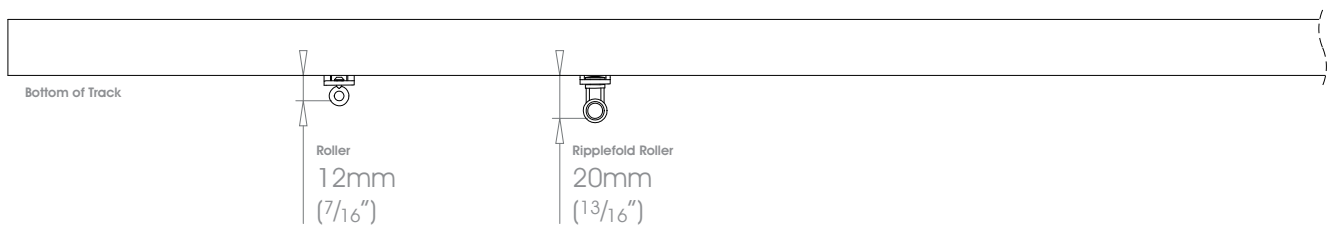
The information below shows the relationship between the Somfy track, brackets and rollers.
This will enable the correlation between track heights and curtain drops to be easily calculated.

SINGLE SYSTEM - LUTRON




GLIDER & ROLLER DROPS

Add the following drops for your selected system and glider/roller choice.



Tracks and components may all be finished in this entire palette of subtle colour coats in matte, satin or gloss finishes and metallic coats in satin or gloss.

COAT OPTIONS



FLUID METAL™

Leading edge technology allows authentic metal coats to be applied to any substrate, which can then be worked and aged for a truly luxurious result.



Old Silver ●●●●



Old Pewter ●●●●



Old Brass ●●●●



Light Bronze ●●●●



Bronze Art ●●●●

- A finishing charge will apply
- Longer lead-times will apply
- Fluid Metal finishes are supplied unlacquered and will tarnish over time, a clear lacquer may be applied on request as a custom finish
- Fluid Metal finishes are hand produced, finish may vary.

CUSTOM FINISHES

Can be specified from RAL K7 finish chart, subject to a per colour upcharge (up to five tracks)



COLOUR MATCHING

A colour matching service is offered, to match your scheme of fittings perfectly . See pricelist for further details

Plastic motor & return end housings will be finished in a complementary colour to match the track and end covers as per the table below.

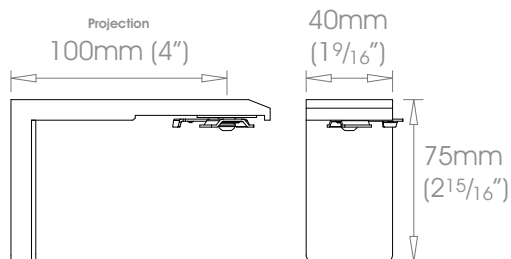
Coat Options Matte[Ⓜ] • Satin[Ⓢ] • Gloss[ⓖ]

Track & End Cover's Finish	Motor & Return Housing Finish
Cloud ^{ⓂⓈⓖ}	Self Colour - White Plastic
Barley ^{ⓂⓈⓖ}	Self Colour - White Plastic
Bone ^{ⓂⓈⓖ}	Self Colour - White Plastic
Cream ^{ⓂⓈⓖ}	Self Colour - White Plastic
Parchment ^{ⓂⓈⓖ}	RAL 7044 Spray Paint on White Plastic
Mineral ^{ⓂⓈⓖ}	RAL 7044 Spray Paint on White Plastic
Dove ^{ⓂⓈⓖ}	RAL 7044 Spray Paint on White Plastic
Millstone ^{ⓂⓈⓖ}	RAL 7030 Spray Paint on White Plastic
Clay ^{ⓂⓈⓖ}	RAL 7030 Spray Paint on White Plastic
Cocoa ^{ⓂⓈⓖ}	RAL 8014 Spray Paint on White Plastic
Alabaster ^{ⓂⓈⓖ}	Self Colour - White Plastic
Dusk ^{ⓂⓈⓖ}	RAL 7044 Spray Paint on White Plastic
Ceramic ^{ⓂⓈⓖ}	RAL 7044 Spray Paint on White Plastic
Slate ^{ⓂⓈⓖ}	RAL 7012 Spray Paint on White Plastic
Flint ^{ⓂⓈⓖ}	RAL 9005 Spray Paint on White Plastic
Damson ^{ⓂⓈⓖ}	RAL 8014 Spray Paint on White Plastic
Moss ^{ⓂⓈⓖ}	RAL 9005 Spray Paint on White Plastic
Smoke ^{ⓂⓈⓖ}	RAL 9005 Spray Paint on White Plastic
Frame Grey ^{ⓂⓈⓖ}	RAL 9005 Spray Paint on White Plastic
Raven ^{ⓂⓈⓖ}	RAL 9005 Spray Paint on White Plastic
Platinum ^{Ⓢⓖ}	RAL 1035 Spray Paint on White Plastic
Champagne ^{Ⓢⓖ}	RAL 7012 Spray Paint on White Plastic
Gold ^{Ⓢⓖ}	RAL 1035 Spray Paint on White Plastic
Cognac ^{Ⓢⓖ}	RAL 8014 Spray Paint on White Plastic
Gunmetal ^{Ⓢⓖ}	RAL 9005 Spray Paint on White Plastic
Pewter ^{Ⓢⓖ}	RAL 9005 Spray Paint on White Plastic
Antique Brass ^{Ⓢⓖ}	RAL 7013 Spray Paint on White Plastic
Bronzed ^{Ⓢⓖ}	RAL 9005 Spray Paint on White Plastic
Old Silver	RAL 9005 Spray Paint on White Plastic
Old Pewter	RAL 9005 Spray Paint on White Plastic
Old Brass	RAL 1035 Spray Paint on White Plastic
Light Bronze	RAL 8014 Spray Paint on White Plastic
Bronze Art	RAL 8014 Spray Paint on White Plastic



Brackets will be supplied with the relevant track fixing, which may differ to those shown in the diagrams

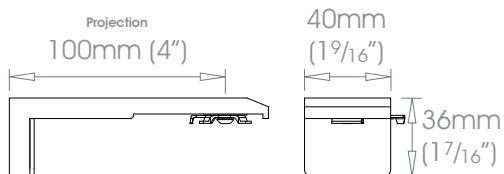
Finishes Alabaster • Dusk • Slate • Flint • Barley • Dove • Millstone • Clay • Cocoa • Cloud • Ceramic • Bone • Cream • Parchment • Mineral • Damson Moss • Smoke • Frame Grey • Raven **Coat Options** ☉ Matte ☉ Satin ☉ Gloss
 Platinum • Champagne • Gold • Cognac • Gunmetal • Antique Brass • Pewter • Bronzed **Coat Options** ☉ Satin ☉ Gloss
Premium Finishes Can be specified at twice the cost of the standard finish
 Old Silver • Old Pewter • Old Brass • Light Bronze • Bronze Art





Brackets will be supplied with the relevant track fixing, which may differ to those shown in the diagrams

Finishes Alabaster • Dusk • Slate • Flint • Barley • Dove • Millstone • Clay • Cocoa • Cloud • Ceramic • Bone • Cream • Parchment • Mineral • Damson Moss • Smoke • Frame Grey • Raven **Coat Options** ☉ Matte ☉ Satin ☉ Gloss
 Platinum • Champagne • Gold • Cognac • Gunmetal • Antique Brass • Pewter • Bronzed **Coat Options** ☉ Satin ☉ Gloss
Premium Finishes Can be specified at twice the cost of the standard finish
 Old Silver • Old Pewter • Old Brass • Light Bronze • Bronze Art





Silent Gliss



Somfy

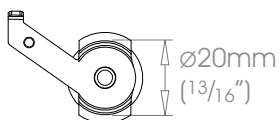


Lutron

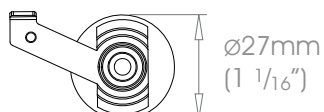


Brackets supplied in Silver finish.

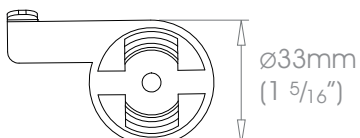
Silent Gliss



Somfy



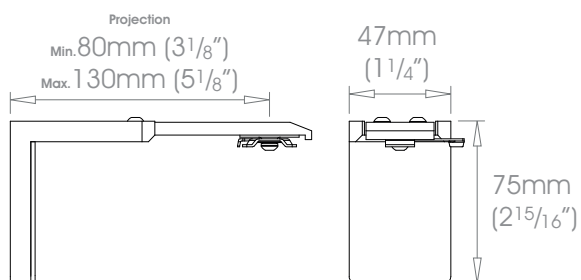
Lutron





Brackets will be supplied with the relevant track fixing, which may differ to those shown in the diagrams

Finishes Alabaster • Dusk • Slate • Flint • Barley • Dove • Millstone • Clay • Cocoa • Cloud • Ceramic • Bone • Cream • Parchment • Mineral • Damson Moss • Smoke • Frame Grey • Raven **Coat Options** ☉ Matte ☉ Satin ☉ Gloss
 Platinum • Champagne • Gold • Cognac • Gunmetal • Antique Brass • Pewter • Bronzed **Coat Options** ☉ Satin ☉ Gloss
Premium Finishes Can be specified at twice the cost of the standard finish
 Old Silver • Old Pewter • Old Brass • Light Bronze • Bronze Art

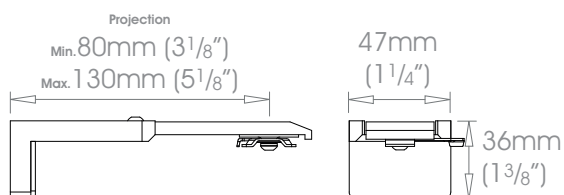




Brackets will be supplied with the relevant track fixing, which may differ to those shown in the diagrams

Finishes Alabaster • Dusk • Slate • Flint • Barley • Dove • Millstone • Clay • Cocoa • Cloud • Ceramic • Bone • Cream • Parchment • Mineral • Damson Moss • Smoke • Frame Grey • Raven **Coat Options** ☉ Matte ☉ Satin ☉ Gloss
 Platinum • Champagne • Gold • Cognac • Gunmetal • Antique Brass • Pewter • Bronzed **Coat Options** ☉ Satin ☉ Gloss
Premium Finishes Can be specified at twice the cost of the standard finish
 Old Silver • Old Pewter • Old Brass • Light Bronze • Bronze Art

F

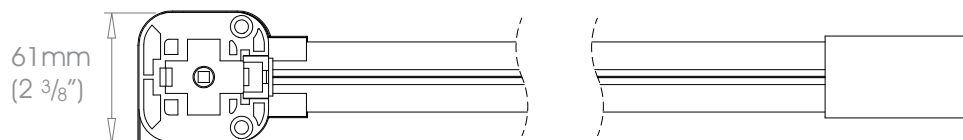
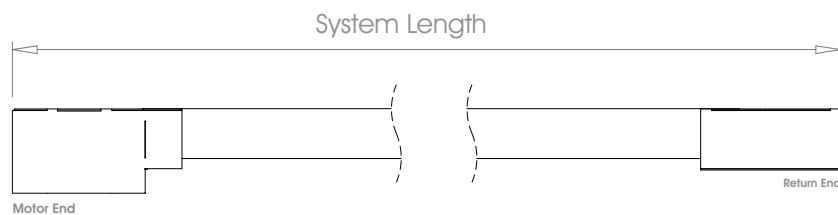
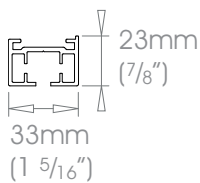




Motors can be positioned on the Left or Right

Finishes Alabaster • Dusk • Slate • Flint • Barley • Dove • Millstone • Clay • Cocoa • Cloud • Ceramic • Bone • Cream • Parchment • Mineral • Damson Moss • Smoke • Frame Grey • Raven **Coat Options** @ Matte @ Satin @ Gloss
 Platinum • Champagne • Gold • Cognac • Gunmetal • Antique Brass • Pewter • Bronzed **Coat Options** @ Satin @ Gloss
Premium Finishes Can be specified at twice the cost of the standard finish
 Old Silver • Old Pewter • Old Brass • Light Bronze • Bronze Art

38mm (1 1/2") - Left Hand Motor



Gliding Options Glider • Wave® Glider • Roller • Wave® Roller

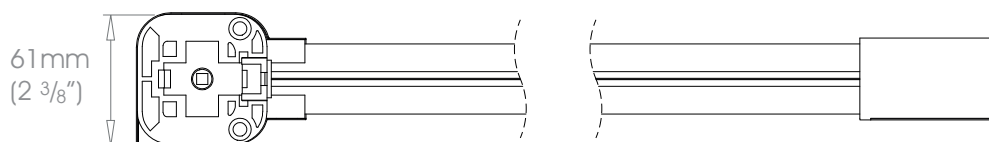
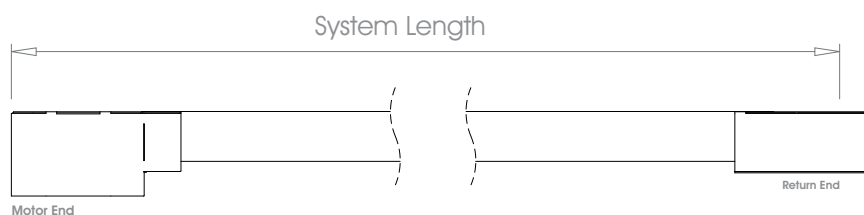
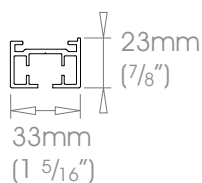




Motors can be positioned on the Left or Right

Finishes Alabaster • Dusk • Slate • Flint • Barley • Dove • Millstone • Clay • Cocoa • Cloud • Ceramic • Bone • Cream • Parchment • Mineral • Damson Moss • Smoke • Frame Grey • Raven **Coat Options** ☉ Matte ☉ Satin ☉ Gloss
 Platinum • Champagne • Gold • Cognac • Gunmetal • Antique Brass • Pewter • Bronzed **Coat Options** ☉ Satin ☉ Gloss
Premium Finishes Can be specified at twice the cost of the standard finish
 Old Silver • Old Pewter • Old Brass • Light Bronze • Bronze Art

Pair Stack →←



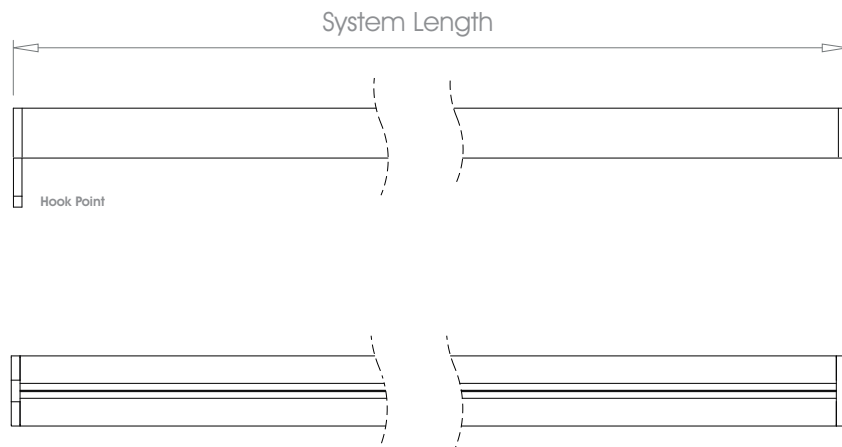
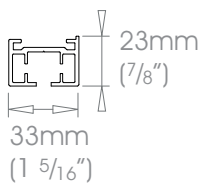
Gliding Options Glider • Wave® Glider • Roller • Wave® Roller





Finishes Alabaster • Dusk • Slate • Flint • Barley • Dove • Millstone • Clay • Cocoa • Cloud • Ceramic • Bone • Cream • Parchment • Mineral • Damson Moss • Smoke • Frame Grey • Raven **Coat Options** ☉ Matte ☉ Satin ☉ Gloss
 Platinum • Champagne • Gold • Cognac • Gunmetal • Antique Brass • Pewter • Bronzed **Coat Options** ☉ Satin ☉ Gloss
Premium Finishes Can be specified at twice the cost of the standard finish
 Old Silver • Old Pewter • Old Brass • Light Bronze • Bronze Art

Single Stack →



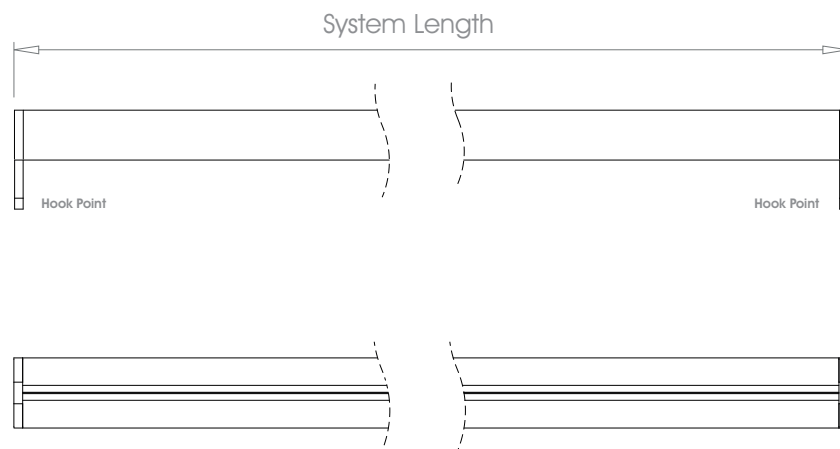
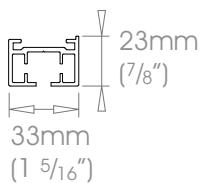
Gliding Options Glider • Wave® Glider • Roller • Wave® Roller





Finishes Alabaster • Dusk • Slate • Flint • Barley • Dove • Millstone • Clay • Cocoa • Cloud • Ceramic • Bone • Cream • Parchment • Mineral • Damson Moss • Smoke • Frame Grey • Raven **Coat Options** @ Matte @ Satin @ Gloss
 Platinum • Champagne • Gold • Cognac • Gunmetal • Antique Brass • Pewter • Bronzed **Coat Options** @ Satin @ Gloss
Premium Finishes Can be specified at twice the cost of the standard finish
 Old Silver • Old Pewter • Old Brass • Light Bronze • Bronze Art

Pair Stack →←



Gliding Options Glider • Wave® Glider • Roller • Wave® Roller

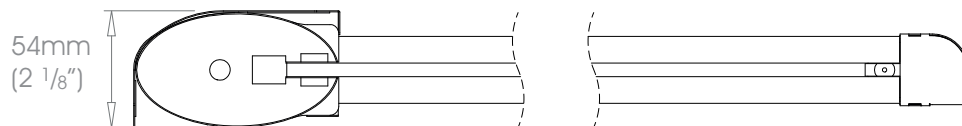
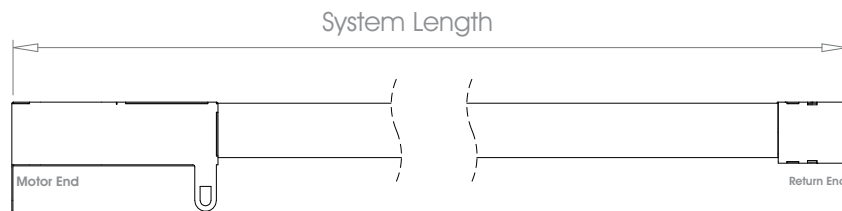
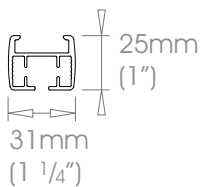




Motors can be positioned on the Left or Right

Finishes Alabaster • Dusk • Slate • Flint • Barley • Dove • Millstone • Clay • Cocoa • Cloud • Ceramic • Bone • Cream • Parchment • Mineral • Damson Moss • Smoke • Frame Grey • Raven **Coat Options** ☉ Matte ☉ Satin ☉ Gloss
 Platinum • Champagne • Gold • Cognac • Gunmetal • Antique Brass • Pewter • Bronzed **Coat Options** ☉ Satin ☉ Gloss
Premium Finishes Can be specified at twice the cost of the standard finish
 Old Silver • Old Pewter • Old Brass • Light Bronze • Bronze Art

Left Hand Motor



Gliding Options Roller • Ripple Roller • Ripplefold® Roller

somfy

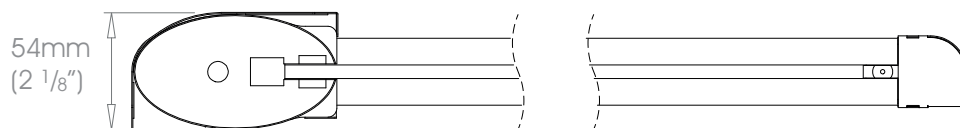
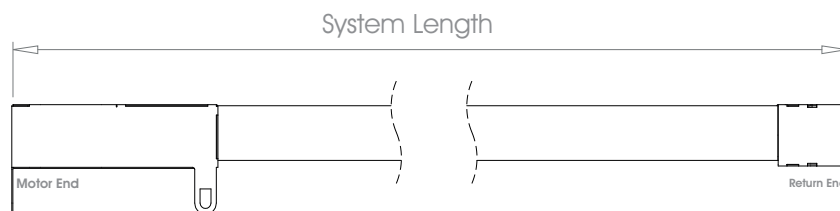
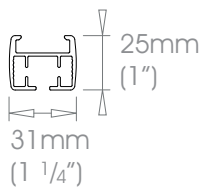




Motors can be positioned on the Left or Right

Finishes Alabaster • Dusk • Slate • Flint • Barley • Dove • Millstone • Clay • Cocoa • Cloud • Ceramic • Bone • Cream • Parchment • Mineral • Damson Moss • Smoke • Frame Grey • Raven **Coat Options** ☉ Matte ☉ Satin ☉ Gloss
 Platinum • Champagne • Gold • Cognac • Gunmetal • Antique Brass • Pewter • Bronzed **Coat Options** ☉ Satin ☉ Gloss
Premium Finishes Can be specified at twice the cost of the standard finish
 Old Silver • Old Pewter • Old Brass • Light Bronze • Bronze Art

Pair Stack →←



Gliding Options Roller • Ripple Roller • Ripplefold® Roller

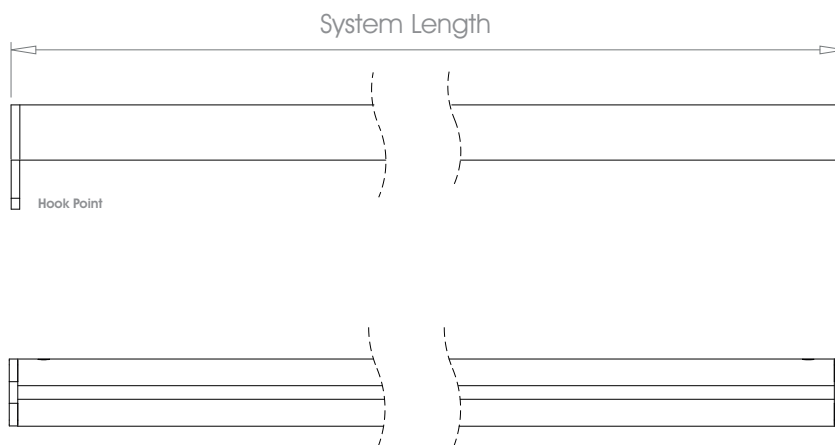
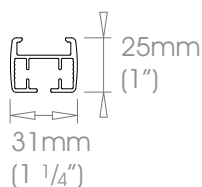
somfy





Finishes Alabaster • Dusk • Slate • Flint • Barley • Dove • Millstone • Clay • Cocoa • Cloud • Ceramic • Bone • Cream • Parchment • Mineral • Damson Moss • Smoke • Frame Grey • Raven **Coat Options** ☉ Matte ☉ Satin ☉ Gloss
 Platinum • Champagne • Gold • Cognac • Gunmetal • Antique Brass • Pewter • Bronzed **Coat Options** ☉ Satin ☉ Gloss
Premium Finishes Can be specified at twice the cost of the standard finish
 Old Silver • Old Pewter • Old Brass • Light Bronze • Bronze Art

Single Stack →



Gliding Options Roller • Ripple Roller • Ripplefold® Roller

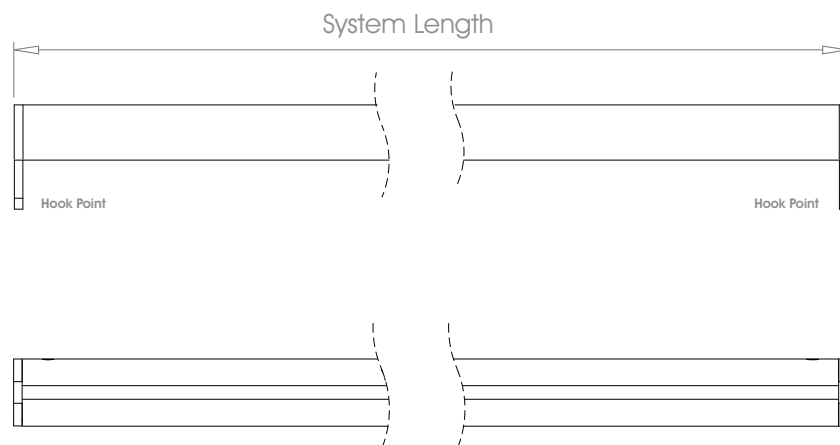
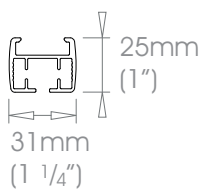
somfy





Finishes Alabaster • Dusk • Slate • Flint • Barley • Dove • Millstone • Clay • Cocoa • Cloud • Ceramic • Bone • Cream • Parchment • Mineral • Damson Moss • Smoke • Frame Grey • Raven **Coat Options** ☉ Matte ☉ Satin ☉ Gloss
 Platinum • Champagne • Gold • Cognac • Gunmetal • Antique Brass • Pewter • Bronzed **Coat Options** ☉ Satin ☉ Gloss
Premium Finishes Can be specified at twice the cost of the standard finish
 Old Silver • Old Pewter • Old Brass • Light Bronze • Bronze Art

Pair Stack →←



Gliding Options Roller • Ripple Roller • Ripplefold® Roller

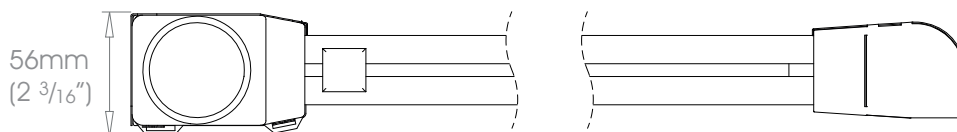
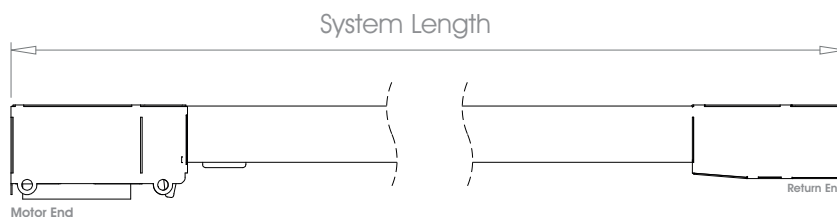
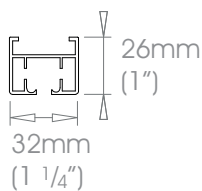




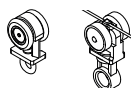
Motors can be positioned on the Left or Right

Finishes Alabaster • Dusk • Slate • Flint • Barley • Dove • Millstone • Clay • Cocoa • Cloud • Ceramic • Bone • Cream • Parchment • Mineral • Damson Moss • Smoke • Frame Grey • Raven **Coat Options** ☉ Matte ☉ Satin ☉ Gloss
 Platinum • Champagne • Gold • Cognac • Gunmetal • Antique Brass • Pewter • Bronzed **Coat Options** ☉ Satin ☉ Gloss
Premium Finishes Can be specified at twice the cost of the standard finish
 Old Silver • Old Pewter • Old Brass • Light Bronze • Bronze Art

Single Stack →



Gliding Options Roller • Ripplefold® Roller

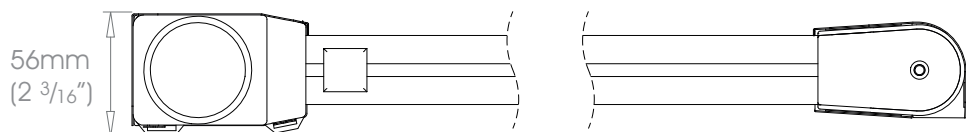
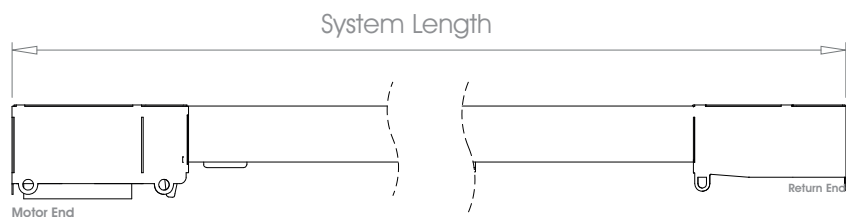
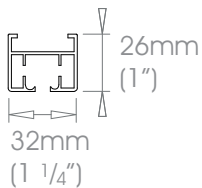




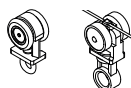
Motors can be positioned on the Left or Right

Finishes Alabaster • Dusk • Slate • Flint • Barley • Dove • Millstone • Clay • Cocoa • Cloud • Ceramic • Bone • Cream • Parchment • Mineral • Damson Moss • Smoke • Frame Grey • Raven **Coat Options** ☉ Matte ☉ Satin ☉ Gloss
 Platinum • Champagne • Gold • Cognac • Gunmetal • Antique Brass • Pewter • Bronzed **Coat Options** ☉ Satin ☉ Gloss
Premium Finishes Can be specified at twice the cost of the standard finish
 Old Silver • Old Pewter • Old Brass • Light Bronze • Bronze Art

Pair Stack →←



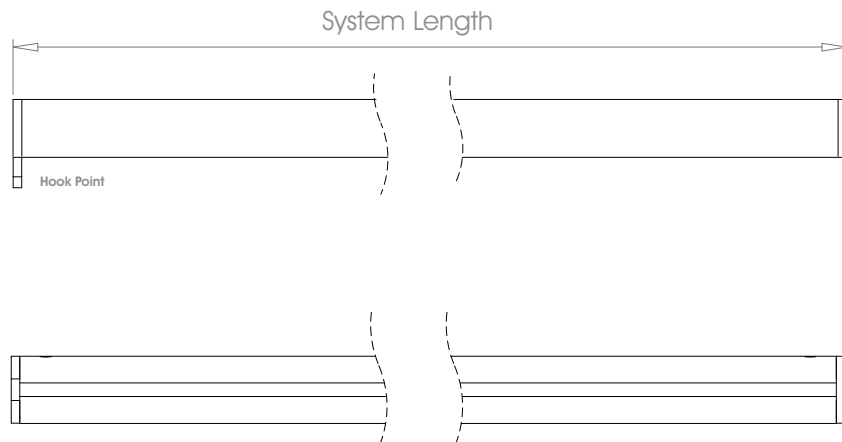
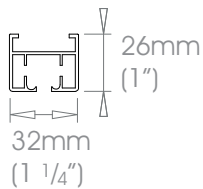
Gliding Options Roller • Ripplefold® Roller



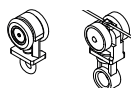


Finishes Alabaster • Dusk • Slate • Flint • Barley • Dove • Millstone • Clay • Cocoa • Cloud • Ceramic • Bone • Cream • Parchment • Mineral • Damson Moss • Smoke • Frame Grey • Raven **Coat Options** ☉ Matte ☉ Satin ☉ Gloss
 Platinum • Champagne • Gold • Cognac • Gunmetal • Antique Brass • Pewter • Bronzed **Coat Options** ☉ Satin ☉ Gloss
Premium Finishes Can be specified at twice the cost of the standard finish
 Old Silver • Old Pewter • Old Brass • Light Bronze • Bronze Art

Single Stack →



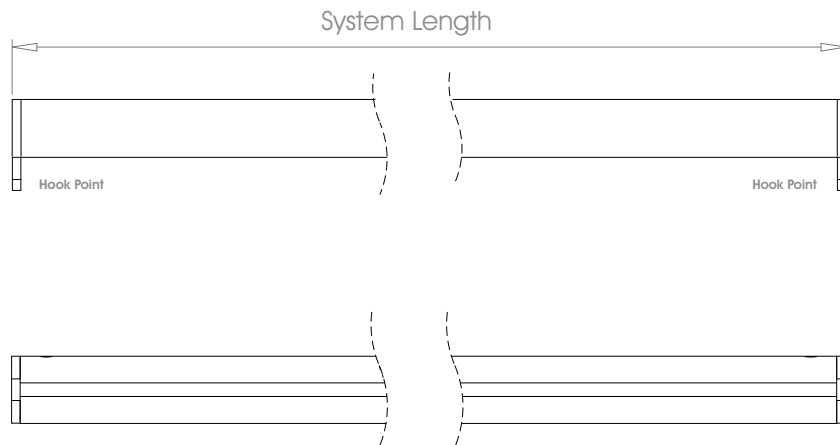
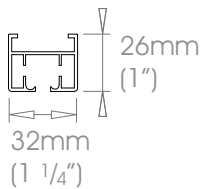
Gliding Options Roller • Ripplefold® Roller



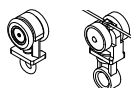


Finishes Alabaster • Dusk • Slate • Flint • Barley • Dove • Millstone • Clay • Cocoa • Cloud • Ceramic • Bone • Cream • Parchment • Mineral • Damson Moss • Smoke • Frame Grey • Raven **Coat Options** @ Matte @ Satin @ Gloss
 Platinum • Champagne • Gold • Cognac • Gunmetal • Antique Brass • Pewter • Bronzed **Coat Options** @ Satin @ Gloss
Premium Finishes Can be specified at twice the cost of the standard finish
 Old Silver • Old Pewter • Old Brass • Light Bronze • Bronze Art

Pair Stack →←

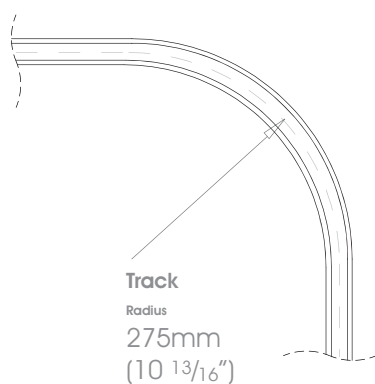


Gliding Options Roller • Ripplefold® Roller





Finishes Alabaster • Dusk • Slate • Flint • Barley • Dove • Millstone • Clay • Cocoa • Cloud • Ceramic • Bone • Cream • Parchment • Mineral • Damson Moss • Smoke • Frame Grey • Raven **Coat Options** @ Matte @ Satin @ Gloss
 Platinum • Champagne • Gold • Cognac • Gunmetal • Antique Brass • Pewter • Bronzed **Coat Options** @ Satin @ Gloss
Premium Finishes Can be specified at twice the cost of the standard finish
 Old Silver • Old Pewter • Old Brass • Light Bronze • Bronze Art



CONTACT

www.bradleycollection.com



UK & REST OF THE WORLD

☎ +44 (0)1449 722 724
✉ info@bradleycollection.com

USA & CANADA

☎ +1 (310) 815 8255
✉ info.us@bradleycollection.com

the**bradley**collection

Specialised fixings for mounting brackets will be required in certain situations and are not provided as standard. Steel items are not recommended for damp conditions such as shower rooms. Crystal finials and acrylic poles should not be positioned in direct sunlight, and are not suitable for use in conservatories. Fluid Metal items are supplied unlacquered and will tarnish over time.

The Bradley Collection reserves the right to modify design and materials without prior notice as part of a process of continual product improvement.
Due to printing limitations, colours in this brochure may not be accurate.

Products are protected by Design Rights, under provisions of Copyright, Designs & Patents Act 1988.
Bradley®, The Bradley Collection® and  Logo are registered Community trademarks of The Bradley Collection Ltd. in Europe and registered trademarks of the Bradley Collection, Inc. in the USA.

The Bradley Collection Ltd Lion Barn • Maitland Road • Needham Market • Suffolk • IP6 8NS • UK

Published: 1021 • Copyright © The Bradley Collection Ltd. 2021