

CUSTOMER INFORMATION

Company Name _____



PROJECT INFORMATION

Project Name _____

Room _____

Contact _____

PO _____

1 DIAMETER

- Square 27mm (1 1/16") Round 30mm (1 3/16") Round 50mm (2")

2 FINISHES

- | | | | | | |
|--|---|--|---|---|--|
| <input type="checkbox"/> Cloud ^M ₁ ^S ₁ ^E ₁ | <input type="checkbox"/> Barley ^M ₁ ^S ₁ ^E ₁ | <input type="checkbox"/> Bone ^M ₁ ^S ₁ ^E ₁ | <input type="checkbox"/> Coat Options <input type="checkbox"/> Matte ^M <input type="checkbox"/> Satin ^S <input type="checkbox"/> Gloss ^G | <input type="checkbox"/> Cream ^M ₁ ^S ₁ ^E ₁ | <input type="checkbox"/> Parchment ^M ₁ ^S ₁ ^E ₁ |
| <input type="checkbox"/> Mineral ^M ₁ ^S ₁ ^E ₁ | <input type="checkbox"/> Dove ^M ₁ ^S ₁ ^E ₁ | <input type="checkbox"/> Millstone ^M ₁ ^S ₁ ^E ₁ | <input type="checkbox"/> Clay ^M ₁ ^S ₁ ^E ₁ | <input type="checkbox"/> Clay ^M ₁ ^S ₁ ^E ₁ | <input type="checkbox"/> Cocoa ^M ₁ ^S ₁ ^E ₁ |
| <input type="checkbox"/> Alabaster ^M ₁ ^S ₁ ^E ₁ | <input type="checkbox"/> Dusk ^M ₁ ^S ₁ ^E ₁ | <input type="checkbox"/> Ceramic ^M ₁ ^S ₁ ^E ₁ | <input type="checkbox"/> Slate ^M ₁ ^S ₁ ^E ₁ | <input type="checkbox"/> Slate ^M ₁ ^S ₁ ^E ₁ | <input type="checkbox"/> Flint ^M ₁ ^S ₁ ^E ₁ |
| <input type="checkbox"/> Damson ^M ₁ ^S ₁ ^E ₁ | <input type="checkbox"/> Moss ^M ₁ ^S ₁ ^E ₁ | <input type="checkbox"/> Smoke ^M ₁ ^S ₁ ^E ₁ | <input type="checkbox"/> Frame Grey ^M ₁ ^S ₁ ^E ₁ | <input type="checkbox"/> Frame Grey ^M ₁ ^S ₁ ^E ₁ | <input type="checkbox"/> Raven ^M ₁ ^S ₁ ^E ₁ |
| <input type="checkbox"/> Platinum ^S ₁ ^E ₁ | <input type="checkbox"/> Champagne ^S ₁ ^E ₁ | <input type="checkbox"/> Gold ^S ₁ ^E ₁ | <input type="checkbox"/> Cognac ^S ₁ ^E ₁ | <input type="checkbox"/> Cognac ^S ₁ ^E ₁ | <input type="checkbox"/> Gunmetal ^S ₁ ^E ₁ |
| <input type="checkbox"/> Pewter ^S ₁ ^E ₁ | <input type="checkbox"/> Antique Brass ^S ₁ ^E ₁ | <input type="checkbox"/> Bronzed ^S ₁ ^E ₁ | <input type="checkbox"/> Natural Silver | <input type="checkbox"/> Natural Silver | |
| <input type="checkbox"/> Dawn | <input type="checkbox"/> Mist | <input type="checkbox"/> Sunset | <input type="checkbox"/> Night Sky | <input type="checkbox"/> Night Sky | <input type="checkbox"/> Midnight |
| <input type="checkbox"/> Old Silver | <input type="checkbox"/> Old Pewter | <input type="checkbox"/> Old Brass | <input type="checkbox"/> Light Bronze | <input type="checkbox"/> Light Bronze | <input type="checkbox"/> Bronze Art |
- Finial & bracket only finishes**
- Polished Nickel Polished Brass Plate Bright Aluminium Bright Brass

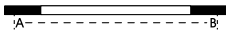
3 FINIALS

- | | | | | |
|--|--------------------------------------|--|--|---------------------------------------|
| <input type="checkbox"/> Flush End Cap | <input type="checkbox"/> Flush Stud | <input type="checkbox"/> Stud | <input type="checkbox"/> Disc | <input type="checkbox"/> Pebble |
| <input type="checkbox"/> Ball | <input type="checkbox"/> Squat Globe | <input type="checkbox"/> Globe | <input type="checkbox"/> Crystal Globe | <input type="checkbox"/> Ribbed Globe |
| <input type="checkbox"/> Halo | <input type="checkbox"/> Templar | <input type="checkbox"/> Crystal Templar | <input type="checkbox"/> Cut Crystal Templar | <input type="checkbox"/> Charm |
| <input type="checkbox"/> Flute | | | | |

4 BRACKETS

- | | | | | |
|--|---|---|---|---|
| Single Brackets | Single Brackets - Heavy Duty | Ceiling Brackets | Recess Brackets | Adjustable Brackets |
| <input type="checkbox"/> Side Qty _____ | <input type="checkbox"/> Side Qty _____ | <input type="checkbox"/> Light Duty Qty _____ | <input type="checkbox"/> Recess Qty _____ | <input type="checkbox"/> Side Qty _____ |
| <input type="checkbox"/> Mid Qty _____ | <input type="checkbox"/> Mid Qty _____ | <input type="checkbox"/> Heavy Duty Qty _____ | | <input type="checkbox"/> Mid Qty _____ |
| <input type="radio"/> 60mm (2 3/8") Projection | <input type="radio"/> 100mm (4") Projection | Projection from wall _____ | | |
| <input type="radio"/> 100mm (4") Projection | <input type="radio"/> 140mm (5 1/2") Projection | | | |
| <input type="radio"/> Custom _____ | <input type="radio"/> Custom _____ | | | |

5 MEASUREMENT




- Straight Pole / Recess Pole A-B _____ Bay Pole

6 POLE INFORMATION

Finial Location

Please specify if your measurements exclude or include the finial length.

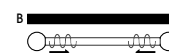
- Excludes Finial Length Includes Finial Length



Stacking Location

Please specify how the curtain will be stacked.

- Single Stack Pair Stack



Gliding Option

- Gliders
 Roller
 Wave Glider
 Wave Roller

7 CURTAIN INFORMATION

A Curtain Weight

Total Weight _____

B Heading

- Standard
 Wave

Gliding Option

Curtain Drop _____

Fabric

- Light (Cotton)
 Medium (Linen)
 Heavy (Velvet)

Lining

- None
 Lined
 Interlined

8 CORD INFORMATION

This information must be supplied for us to comply with **BO EN 13120:2009+A12014** cord safety standard.

A Location

- Single Cord - Left
 Single Cord - Right
 Twin Cord

B System Fitting Height

Cord will be supplied looping 1.5M (59") off the floor. If pole fitting height is not supplied the cord will automatically be supplied at 1.0M (39") drop.

C Cord Colour

- White
 Black

D Cord Retainer Colour

- System Finish
 Other _____
Cord retainer must be fitted.

9 DECLARATION

I confirm the given information & measurements are correct and on this basis wish to proceed with a Quote/Order

SIGNED _____

DATE _____