

# ⚡ | ECLIPSE WOOD

THE **BRADLEY**  
COLLECTION

SPECIFICATION GUIDE

## SPECIFICATION GUIDE

This specification guide was designed to outline the main considerations that need to be made when quoting or ordering a system.

Please use this along side with the ⚡ | Electric Technical Guide's. There is a guide for Silent Gliss • Somfy • Lutron system options which deal with specific details of those systems.

If any questions arise please call your local sales representative or contact The Bradley Collection directly.



**Electrical installations must be carried out by qualified professionals. In line with the relevant wiring diagrams and conform to local regulations.**

### System Information Page 3-14

**POLES** Page 4

**SYSTEM SELECTION** Page 5

**SYSTEM CONFIGURATION** Page 6-7

**JOINING & BAYS** Page 8

**MINIMUM WALL SIZES** Page 9

**BRACKET ALIGNMENT** Page 10

**CUSTOM BRACKETS** Page 11

**CURTAIN DROPS** Page 12-13

**GLIDER COLOURS** Page 14

### Finishes Page 15-19

**POLES FINISHES** Page 16

**COMPONENT FINISHES** Page 16-19

### Finials Page 20-29

### Brackets Page 30-39

### Coverpoles & Tracks Page 40-65



Poles are manufactured to suit individual requirements. When calculating the length of your pole, remember to allow tolerance beyond the width of the frame for the curtains to draw back to the edge of the window.

Maximum coverpole pole length in one piece 2.4m (96").

Poles exceeding the recommended maximum distance between brackets, will be cut into equal parts unless otherwise specified. Pole joiners will be supplied. Joining brackets should be placed at every join.

Available pole diameter's - Ø50mm (2")

The overall pole cost is rounded up in 300mm (1ft) increments.

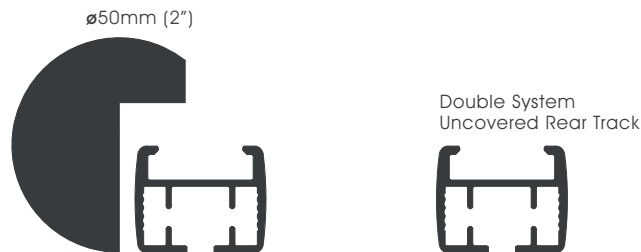
**LUTRON®**  
SIVOIA



**LUTRON**

Glider/Roller Type	Maximum System Length - Single Stack →	Maximum System Length - Pair Stack →←	Maximum Section Length	Recommended maximum distance between brackets
Roller/Ripplefold - roller	9000mm (29.5')	9000mm (29.5')	2900mm (9'6")	1500mm (5')

**SOMFY®**  
GLYDEA, IRISMO & MOVELITE



**somfy**

Motor Type	Maximum System Length - Single Stack →	Maximum System Length - Pair Stack →←	Maximum Section Length	Recommended maximum distance between brackets
Glydea Ultra 60e	12000mm (39')	12000mm (39')	2900mm (9'6")	1500mm (5')
Irismo 45WF	10000mm (32.5')	10000mm (32.5')	2900mm (9'6")	1500mm (5')
Movelite 35	10000mm (32.5')	10000mm (32.5')	2900mm (9'6")	1500mm (5')
Movelite 35WF	6000mm (20')	6000mm (20')	2900mm (9'6")	1500mm (5')

**SILENT GLISS®**  
5600



**SilentGliss**

Glider/Roller Type	Maximum System Length - Single Stack →	Maximum System Length - Pair Stack →←	Maximum Section Length	Recommended maximum distance between brackets
Glider/Wave - Glider	2400mm (7'8")	6000mm (20')	2900mm (9'6")	1500mm (5')
Roller/Wave - Roller	15000mm (49')*	15000mm (49')*	2900mm (9'6")	1500mm (5')



### ELECTRIC CURTAIN POLES

Eclipse - wood consists of a decorative coverpole and finial concealing a functional track system, with the assembly clamped together by clever bracket design.

Coverpoles over 2.4m (7'8") in length will be supplied in multiple sections, tracks over 2.4m (7'8") will be supplied in multiple sections Z folded and pre-assembled with drive belt and gliders/rollers ready for re-connecting and installing.

#### 1 SELECT COVERPOLE

Available cover pole diameter's - Ø50mm (2")




#### 2 SELECT TRACK TYPE & MOTOR

Tracks are fitted into the coverpoles.

Specify your track type from a choice from the leading motorised systems. This provides power and control options ranging from standalone battery powered systems to fully integrated home automation solutions.



For double configurations a second track can be specified, Either with or without a coverpole  
All tracks can be specified as Motorised or Hand Drawn



### CONFIGURATION

A looped driving belt runs around the motor and along the pole. This is attached to the pilot header which in turn is attached to the lead roller. The motor operates in both directions, thereby opening and closing curtains.

#### SINGLE STACK

On single stack systems the motor is always positioned on the stacking side, allowing the motor to be hidden behind the curtain.



#### Double Stack

Double stack curtains can have the motor positioned at either end of the pole.



## MOTOR POSITIONING


Mains powered motor's needs to be positioned on same side of the window as the power supply.

Wiring diagrams are available on request

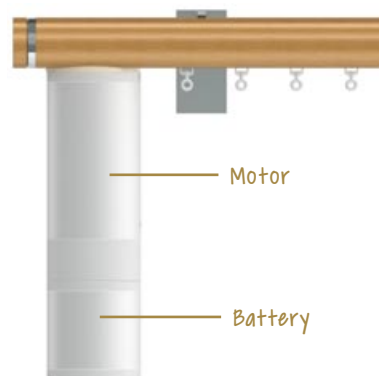
Motorised systems are unsuitable for use outdoors or in damp environments such as shower rooms and bathrooms.

## SYSTEM CONFIGURATION

### ⚡ MAINS POWERED SYSTEMS



### 🔋 BATTERY POWERED SYSTEMS SOMFY® MOVELITE & IRISMO ONLY



### LEFT HAND MOTOR



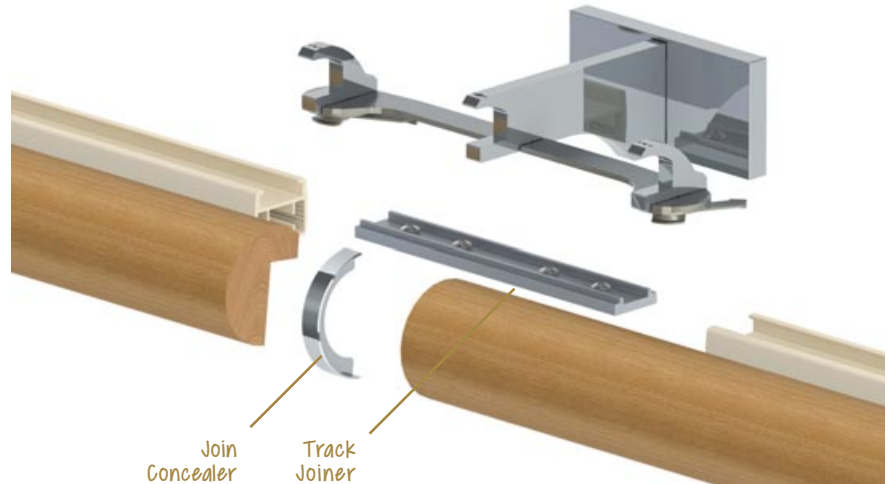
### RIGHT HAND MOTOR



### JOINING POLES

Where ever there is a join in the systems, this must always be supported by a joining bracket. Two clamps sit on top of the bracket to support the coverpole.

A separate joiner sits under the bracket and slides into the top channel of the track. To keep the two parts securely together



### BESPOKE BAYS

Bradley's bespoke service allows poles to be specifically made for unique bay windows and complex long span installations. Poles can be shaped to create a system that follows contours



Return bends & Continuous curves are not available



One Bend Bay



Two Bend Bay



Square Bay



Four Bend Bay  
Made of 2x  
two Bend Bays

## BRADLEY BAY CHECKER | +

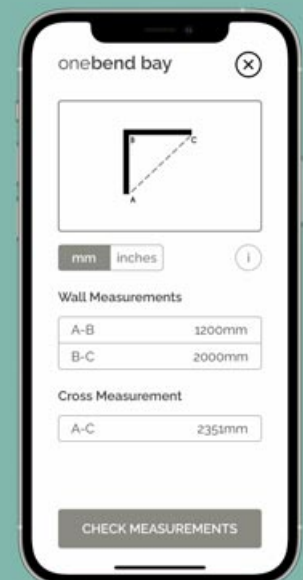
Bay Checker + is part of our Digital Toolbox, allowing you to check your measurement for bays and curves whilst onsite, as well as storing straight window dimensions for your projects.

Unlimited measurements may be saved locally to your device or shared to your colleagues.

Available as a free download for iOS or Android,

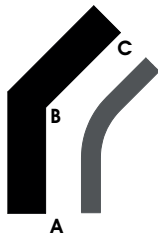
For more information on Bay Checker + and latest enhancements to our Digital Toolbox visit

[www.bradleycollection.com/digital-toolbox/](http://www.bradleycollection.com/digital-toolbox/)



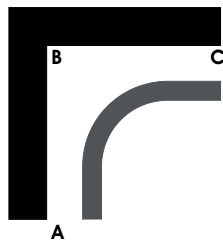


Return bends & Continuous curves are not available



135° Bend Angles

Diameter	Wall A - B	Wall B - C	Minimum Bend Radius	Minimum Projection
ø50mm (2")	300mm (11 13/16")	300mm (11 13/16")	254mm (10")	100mm (4")



90° Bend Angles


Diameter	Wall A - B	Wall B - C	Minimum Bend Radius	Minimum Projection
ø50mm (2")	500mm (19 11/16")	500mm (19 11/16")	254mm (10")	100mm (4")

The information below shows the relationship between the bracket backplate. this will enable easy alignments during instalation.

### Single & Double Brackets

Top of brackets

Side Bracket



Mid Bracket



Mid Joining Bracket



Eclipse - Wood can be customised to suit virtually any window. For simple projection changes between the Minimums and Maximums listed below brackets are charged at double their standard costs. For all other customisations an additional custom fee is applied per drawing

## Custom Projection

Specify the exact projection needed.

## Custom Fixing Plate

Relevant where space is restricted or weight is a concern.

## Uplift

Helps negotiate cornice and similar architectural features.

## Dropdown Ceiling

Specify exact projection required from ceiling.

## Angled Brackets

The solution for tight and awkward locations.

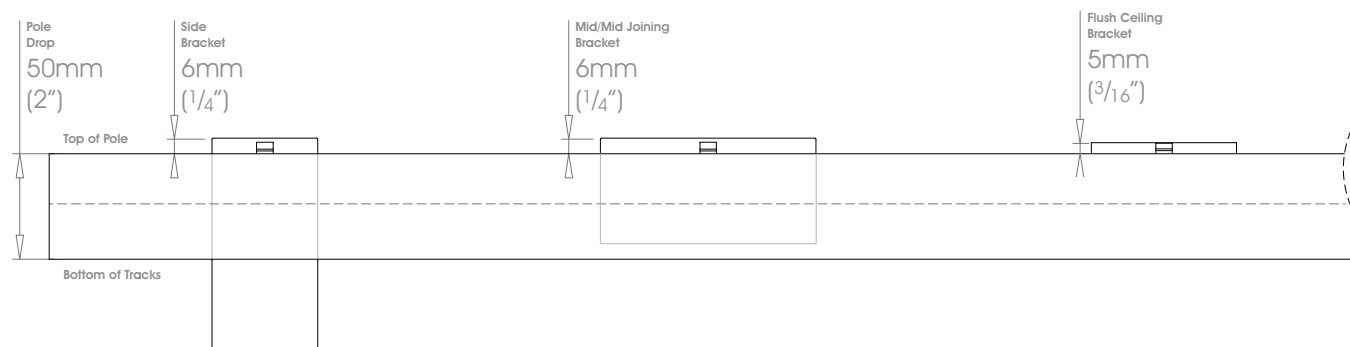
## Minimum & Maximum Bracket Projections

Dimensions outside of these stated min/max projections may still be possible but will generate a design charge per drawing. See pricelist for details

Diameter	Type	Standard Projection	Minimum Projection	Maximum Projection
Ø50mm (2")	Side	100mm (4")	83mm (3 1/4")	200mm (8")
Ø50mm (2")	Mid	100mm (4")	83mm (3 1/4")	200mm (8")
Ø50mm (2")	Mid - Joining	100mm (4")	83mm (3 1/4")	200mm (8")

The information below shows the relationship between the pole, brackets and gliders/rollers.  
This will enable the correlation between pole heights and curtain drops to be easily calculated.

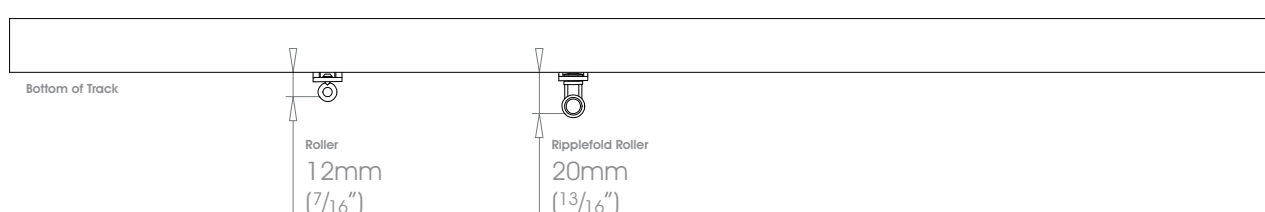
### SINGLE SYSTEM - 50mm (2") Coverpole



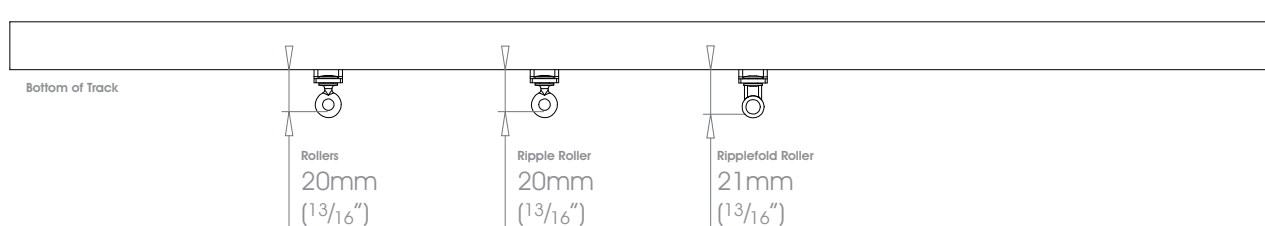
### GLIDER & ROLLER DROPS

Add the following drops for your selected system and glider/roller choice.

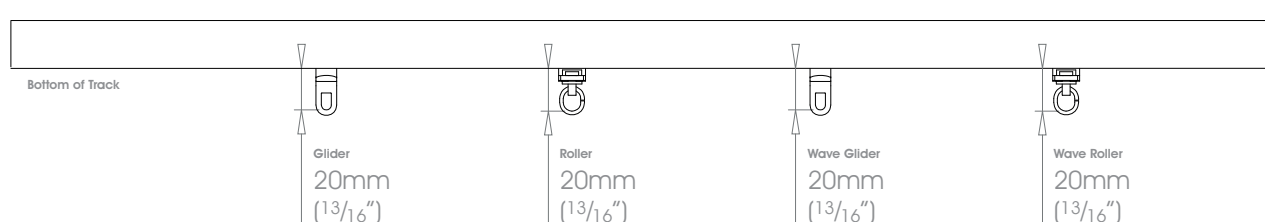
#### LUTRON



#### SOMFY



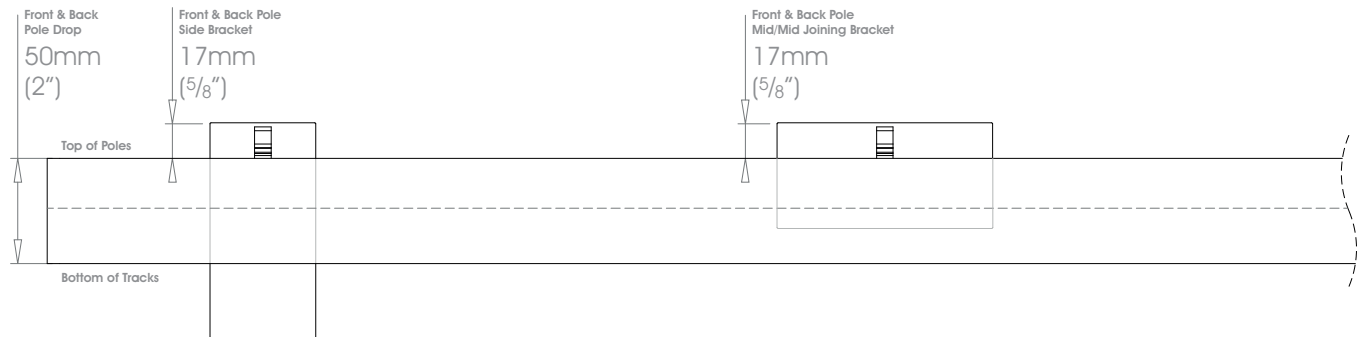
#### SILENT GLISS



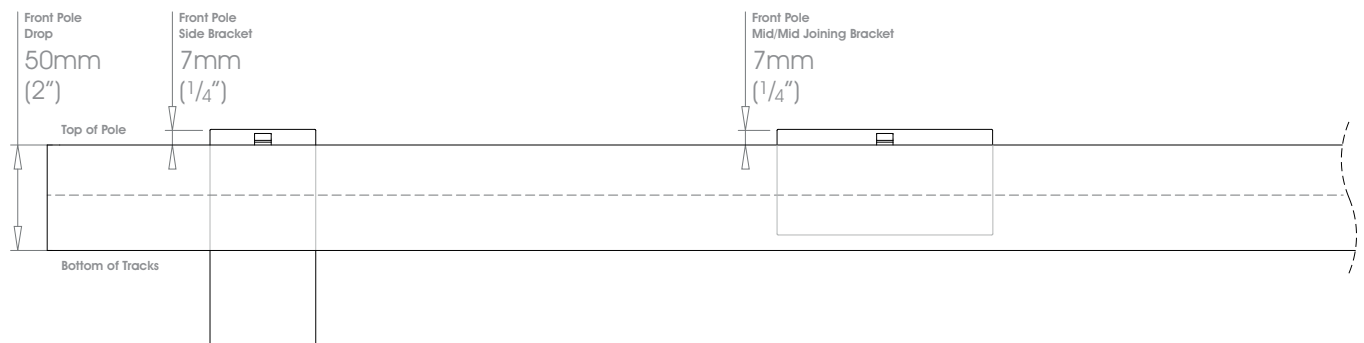


The information below shows the relationship between the pole, brackets and gliders/rollers.  
This will enable the correlation between pole heights and curtain drops to be easily calculated.

### DOUBLE SYSTEM - FRONT 50mm (2") Coverpole BACK 50mm (2") Coverpole



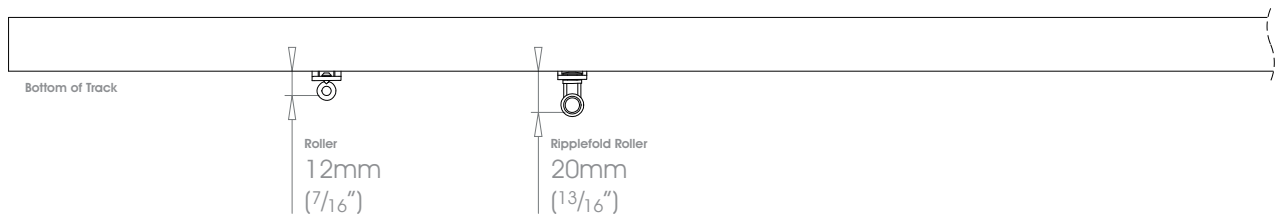
### DOUBLE SYSTEM - FRONT 50mm (2") Coverpole BACK Uncovered Track



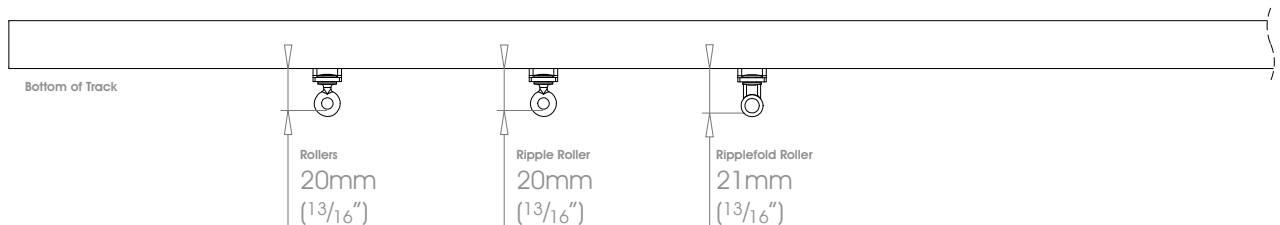
## GLIDER & ROLLER DROPS

Add the following drops for your selected system and glider/roller choice.

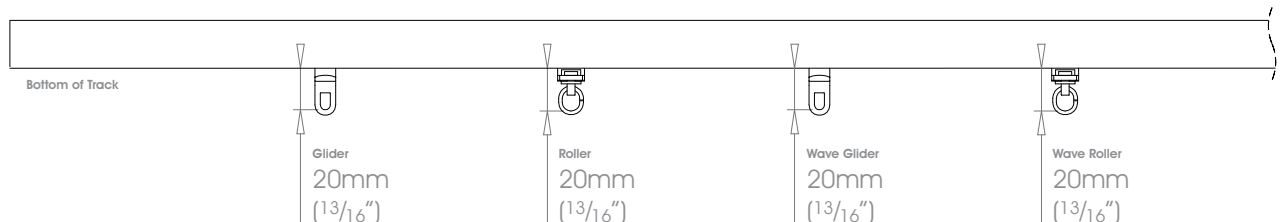
### LUTRON



### SOMFY



### SILENT GLISS



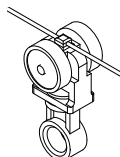
Gliders & Rollers are available in the following colour options.

### LUTRON

**ROLLER**  
White



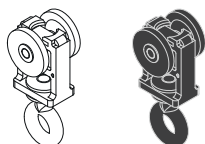
**RIPPLEFOLD ROLLER**  
White



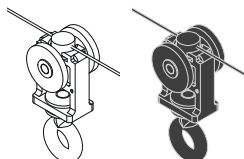

---

### somfy

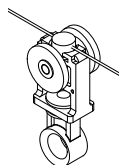
**ROLLER**  
White • Black



**RIPPLE ROLLER**  
White • Black



**RIPPLEFOLD ROLLER**  
White



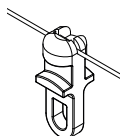

---

### SilentGliss

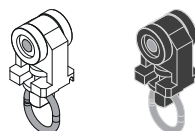
**GLIDER**  
White • Black



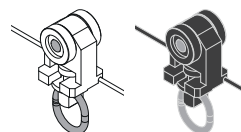
**WAVE GLIDER**  
White



**ROLLER**  
White • Black



**WAVE ROLLER**  
White • Black





### WOOD POLE & FINIAL FINISHES

Other wood stained finishes are available on request.



Ash




Oak ⊕



Cherry ⊕



Walnut ⊕



Black Ash Stain Over Ash

⊕ A finishing charge will apply

Track will be finished in a complementary colour to match the cover pole as per the table below.

**Housing Colours** White ○ • Black ●

Coverpole Finish	Internal Track Finish	Motor & Return Housing Finish		
		LUTRON	SOMFY	SILENT GLISS
Ash	RAL 1001	RAL 1001 Spray Paint on	RAL 1001 Spray Paint on	RAL 1001 Spray Paint on ○
Cherry	RAL 1001	RAL 1001 Spray Paint on ○	RAL 1001 Spray Paint on ○	RAL 1001 Spray Paint on ○
Oak	RAL 1011	RAL 1011 Spray Paint on ○	RAL 1011 Spray Paint on ○	RAL 1011 Spray Paint on ○
Walnut	Cocoa	RAL 8014 Spray Paint on ○	RAL 8014 Spray Paint on ○	RAL 8014 Spray Paint on ○
Black Ash	Raven - Satin	RAL 9005 Spray Paint on ○	●	●

Components may be specified in this stunning palette of colours and finishes, with a choice of coat options throughout.

### COAT OPTIONS



## SHADES


A superb selection of opaque colours, all available in a choice of Matte, Satin or Gloss finish.



Components may be specified in this stunning palette of colours and finishes, with a choice of coat options throughout.

## COMPONENT FINISHES

### COAT OPTIONS




## METALLICS

High metallic fleck coatings with most available in Satin and Gloss sheen levels.




## ANODIC METALS

A flat metal colour group, with an anodised style surface texture.




### STAINLESS


Brushed stainless steel, self-coloured or in subtle tinted hues gives an industrial aesthetic.




Brushed Stainless



Brushed Brass Tint ☹️☹️



Brushed Bronze Tint ☹️☹️



Brushed Carbon Tint ☹️☹️

### PLATED

Polished plated finishes provide a traditional sense of luxury.



Polished Nickel ☹️☹️

### FLUID METAL™

Leading edge technology allows authentic metal coats to be applied to any substrate, which can then be worked and aged for a truly luxurious result.



Old Brass ☹️☹️☹️👤



Light Bronze ☹️☹️☹️👤



Bronze Art ☹️☹️☹️👤

☹️ A finishing charge will apply | ☹️ Longer lead-times will apply | ☹️ Fluid Metal finishes are supplied unlacquered and will tarnish over time, a clear lacquer may be applied on request as a custom finish  
👤 Fluid Metal finishes are hand produced, finish may vary.

### CUSTOM FINISHES

Can be specified from RAL K7 finish chart, subject to a per colour upcharge.  
which covers up to five poles. See pricelist for further details



### COLOUR MATCHING

A colour matching service is offered, to match your scheme of fittings perfectly . See pricelist for further details

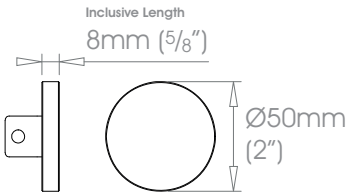






FINISHES	<b>Stainless</b>	Brushed Stainless
	<b>Shades</b> ③③③	Cloud • Alabaster • Bone • Barley • Dusk • Ceramic • Cream • Mineral • Dove • Parchment • Oatmeal • Millstone • Stone • Clay • Grey Moss
	<b>Coat Options</b>	Slate • Cocoa • Moss • Damson • Smoke • Frame Grey • Lead • Earth • Burnt Ash • Flint • Charcoal • Raven
	<b>Matte</b> ③	Platinum • Champagne • Gold • Cognac • Antique Brass • Gunmetal • Pewter • Bronzed
	<b>Satin</b> ③	Twilight • Glow • Sky • Sunrise • Storm • Glimmer • Sunset • Night Sky • Midnight
	<b>Gloss</b> ③	<b>Anodic Metals</b> Can be specified at twice the cost of the standard finish - Brushed Brass Tint • Brushed Bronze Tint • Brushed Carbon Tint   Polished Nickel
		<b>Specialist</b> Can be specified at twice the cost of the standard finish plus a custom fee - Old Brass • Light Bronze • Bronze Art
		<b>Custom</b> See page 19 for details

50mm (2")

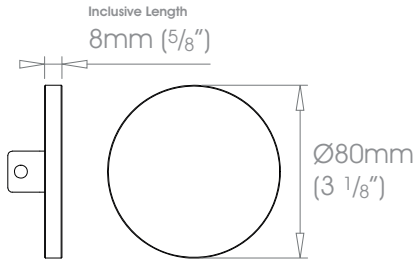




⚠ Not suitable for use with ceiling brackets

FINISHES	<b>Stainless</b>	Brushed Stainless
	<b>Shades</b> ☺☺☺	Cloud • Alabaster • Bone • Barley • Dusk • Ceramic • Cream • Mineral • Dove • Parchment • Oatmeal • Millstone • Stone • Clay • Grey Moss
	<b>Coat Options</b>	Slate • Cocoa • Moss • Damson • Smoke • Frame Grey • Lead • Earth • Burnt Ash • Flint • Charcoal • Raven
	<b>Matte</b> ☺	Platinum • Champagne • Gold • Cognac • Antique Brass • Gunmetal • Pewter • Bronzed
	<b>Satin</b> ☺	Twilight • Glow • Sky • Sunrise • Storm • Glimmer • Sunset • Night Sky • Midnight
	<b>Gloss</b> ☺	<b>Anodic Metals</b>
		<b>Specialist</b>
		Can be specified at twice the cost of the standard finish - Brushed Brass Tint • Brushed Bronze Tint • Brushed Carbon Tint   Polished Nickel
	<b>Custom</b>	Can be specified at twice the cost of the standard finish plus a custom fee - Old Brass • Light Bronze • Bronze Art
		See page 19 for details

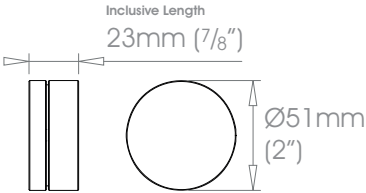
50mm (2")





FINISHES	<b>Stainless</b>	Brushed Stainless
	<b>Shades</b> ☺☺☺	Cloud • Alabaster • Bone • Barley • Dusk • Ceramic • Cream • Mineral • Dove • Parchment • Oatmeal • Millstone • Stone • Clay • Grey Moss
	<b>Coat Options</b>	Slate • Cocoa • Moss • Damson • Smoke • Frame Grey • Lead • Earth • Burnt Ash • Flint • Charcoal • Raven
	<b>Metallics</b> ☺☺	Platinum • Champagne • Gold • Cognac • Antique Brass • Gunmetal • Pewter • Bronzed
	<b>Anodic Metals</b>	Twilight • Glow • Sky • Sunrise • Storm • Glimmer • Sunset • Night Sky • Midnight
	<b>Specialist</b>	Can be specified at twice the cost of the standard finish - Brushed Brass Tint • Brushed Bronze Tint • Brushed Carbon Tint   Polished Nickel
	<b>Custom</b>	Can be specified at twice the cost of the standard finish plus a custom fee - Old Brass • Light Bronze • Bronze Art
		See page 19 for details

50mm (2")

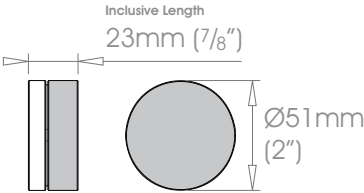




**Wood Finishes** Ash • Black Ash  
**Premium Wood Finishes** Can be specified at +50% the cost of the standard finish - Cherry • Oak • Walnut

<b>FINISHES</b> Coat Options Matte ☉ Satin ☉ Gloss ☉	<b>Stainless</b>	Brushed Stainless
	<b>Shades</b> ☉☉☉	Cloud • Alabaster • Bone • Barley • Dusk • Ceramic • Cream • Mineral • Dove • Parchment • Oatmeal • Millstone • Stone • Clay • Grey Moss
	<b>Metallics</b> ☉☉	Slate • Cocoa • Moss • Damson • Smoke • Frame Grey • Lead • Earth • Burnt Ash • Flint • Charcoal • Raven
	<b>Anodic Metals</b>	Platinum • Champagne • Gold • Cognac • Antique Brass • Gunmetal • Pewter • Bronzed
	<b>Specialist</b>	Twilight • Glow • Sky • Sunrise • Storm • Glimmer • Sunset • Night Sky • Midnight
	<b>Custom</b>	Can be specified at twice the cost of the standard finish plus a custom fee - Old Brass • Light Bronze • Bronze Art See page 19 for details

50mm (2")





ⓘ Not suitable for use with ceiling brackets

FINISHES

Coat Options

Matte Ⓢ  
Satin Ⓢ  
Gloss Ⓢ

Stainless

Shades ⓈⓈⓈ

Metallics ⓈⓈ

Anodic Metals

Specialist

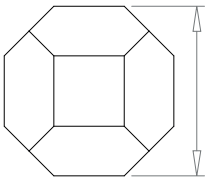
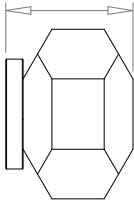
Custom

Brushed Stainless  
Cloud • Alabaster • Bone • Barley • Dusk • Ceramic • Cream • Mineral • Dove • Parchment • Oatmeal • Millstone • Stone • Clay • Grey Moss  
Slate • Cocoa • Moss • Damson • Smoke • Frame Grey • Lead • Earth • Burnt Ash • Flint • Charcoal • Raven  
Platinum • Champagne • Gold • Cognac • Antique Brass • Gunmetal • Pewter • Bronzed  
Twilight • Glow • Sky • Sunrise • Storm • Glimmer • Sunset • Night Sky • Midnight  
Can be specified at twice the cost of the standard finish - Brushed Brass Tint • Brushed Bronze Tint • Brushed Carbon Tint | Polished Nickel  
Can be specified at twice the cost of the standard finish plus a custom fee - Old Brass • Light Bronze • Bronze Art  
See page 19 for details

50mm (2")

Inclusive Length

59mm (2 5/16")



79mm  
(3 1/16")



Not suitable for use with ceiling brackets

### Wood Finishes

Ash • Black Ash

**Premium Wood Finishes** Can be specified at +50% the cost of the standard finish - Cherry • Oak • Walnut

### FINISHES

#### Coat Options

Matte ☉

Satin ☉

Gloss ☉

#### Stainless

#### Shades ☉☉☉

#### Metallics ☉☉

#### Anodic Metals

#### Specialist

#### Custom

Brushed Stainless

Cloud • Alabaster • Bone • Barley • Dusk • Ceramic • Cream • Mineral • Dove • Parchment • Oatmeal • Millstone • Stone • Clay • Grey Moss  
Slate • Cocoa • Moss • Damson • Smoke • Frame Grey • Lead • Earth • Burnt Ash • Flint • Charcoal • Raven

Platinum • Champagne • Gold • Cognac • Antique Brass • Gunmetal • Pewter • Bronzed

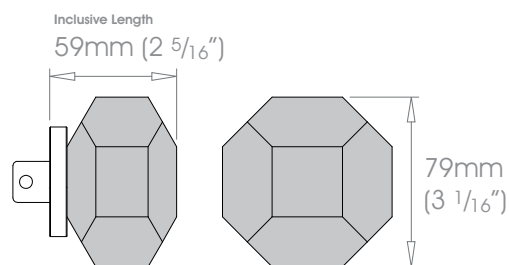
Twilight • Glow • Sky • Sunrise • Storm • Glimmer • Sunset • Night Sky • Midnight

Can be specified at twice the cost of the standard finish - Brushed Brass Tint • Brushed Bronze Tint • Brushed Carbon Tint | Polished Nickel

Can be specified at twice the cost of the standard finish plus a custom fee - Old Brass • Light Bronze • Bronze Art

See page 19 for details

50mm (2")

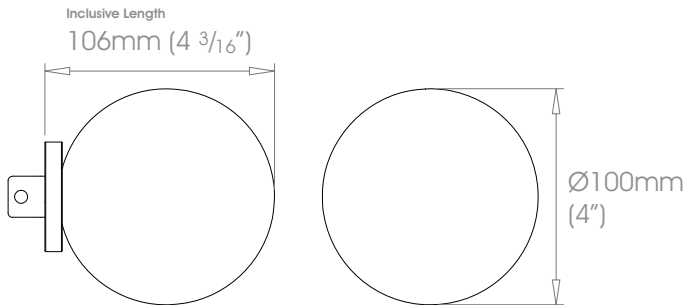




⚠ Not suitable for use with ceiling brackets

FINISHES	<b>Stainless</b>	Brushed Stainless
	<b>Shades</b> ☺☺☺	Cloud • Alabaster • Bone • Barley • Dusk • Ceramic • Cream • Mineral • Dove • Parchment • Oatmeal • Millstone • Stone • Clay • Grey Moss
	<b>Coat Options</b>	Slate • Cocoa • Moss • Damson • Smoke • Frame Grey • Lead • Earth • Burnt Ash • Flint • Charcoal • Raven
	<b>Matte</b> ☺	Platinum • Champagne • Gold • Cognac • Antique Brass • Gunmetal • Pewter • Bronzed
	<b>Satin</b> ☺	Twilight • Glow • Sky • Sunrise • Storm • Glimmer • Sunset • Night Sky • Midnight
	<b>Gloss</b> ☺	<b>Anodic Metals</b>
		<b>Specialist</b>
		Can be specified at twice the cost of the standard finish - Brushed Brass Tint • Brushed Bronze Tint • Brushed Carbon Tint   Polished Nickel
		Can be specified at twice the cost of the standard finish plus a custom fee - Old Brass • Light Bronze • Bronze Art
		<b>Custom</b>
		See page 19 for details

50mm (2")

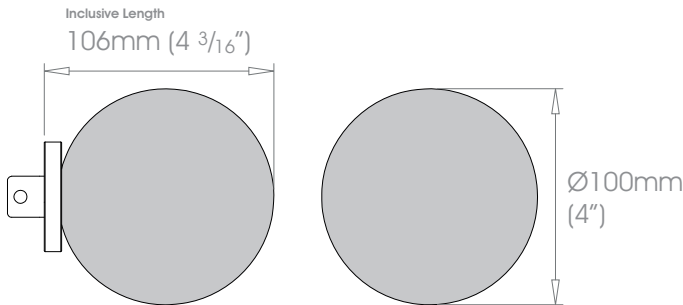




⚠ Not suitable for use with ceiling brackets

Wood Finishes	Ash • Black Ash	
Premium Wood Finishes	Can be specified at +50% the cost of the standard finish - Cherry • Oak • Walnut	
<hr/>		
FINISHES	Stainless	Brushed Stainless
Coat Options	Shades ☺☺☺	Cloud • Alabaster • Bone • Barley • Dusk • Ceramic • Cream • Mineral • Dove • Parchment • Oatmeal • Millstone • Stone • Clay • Grey Moss
Matte ☹		Slate • Cocoa • Moss • Damson • Smoke • Frame Grey • Lead • Earth • Burnt Ash • Flint • Charcoal • Raven
Satin ☺	Metallics ☺☺	Platinum • Champagne • Gold • Cognac • Antique Brass • Gunmetal • Pewter • Bronzed
Gloss ☺	Anodic Metals	Twilight • Glow • Sky • Sunrise • Storm • Glimmer • Sunset • Night Sky • Midnight
	Specialist	Can be specified at twice the cost of the standard finish - Brushed Brass Tint • Brushed Bronze Tint • Brushed Carbon Tint   Polished Nickel
		Can be specified at twice the cost of the standard finish plus a custom fee - Old Brass • Light Bronze • Bronze Art
	Custom	See page 19 for details

50mm (2")





The following finials from our other collections can be specified on request.

## CONTOUR

For specific please refer to the Contour Specification Guide.

Final	Diameter(s)
Disc	Ø50mm (2")
Ball	Ø50mm (2")
Wooden Ball	Ø50mm (2")
Squat Ball	Ø50mm (2")
Wooden Squat Ball	Ø50mm (2")
Ribbed Ball	Ø50mm (2")
Wooden Ribbed Ball	Ø50mm (2")

! If one of the following finials are selected the track will be shortened by 21 mm (<sup>13</sup>/<sub>16</sub>" ) to accommodate the over collar finial.

## MIO

For specific please refer to the Mio Specification Guide.

Final	Diameter(s)
Stud	Ø50mm (2")
Disc	Ø50mm (2")
Octagon Stud	Ø50mm (2")
Faceted Disc	Ø50mm (2")
Pebble	Ø50mm (2")
Squat Disc	Ø50mm (2")
Ball	Ø50mm (2")
Crystal Ball	Ø50mm (2")
Cut Crystal Ball	Ø50mm (2")

## ELYSIAN

For specific please refer to the Elysian Specification Guide.

Final	Diameter(s)
Halo	Ø50mm (2")
Squat Globe	Ø50mm (2")
Globe	Ø50mm (2")
Ribbed Globe	Ø50mm (2")
Crystal Globe	Ø50mm (2")
Flute	Ø50mm (2")
Charm	Ø50mm (2")
Templar	Ø50mm (2")
Crystal Templar	Ø50mm (2")
Cut Crystal Templar	Ø50mm (2")





Brackets will be supplied with the relevant track fixing, which may differ to those shown in the diagrams

### FINISHES

#### Coat Options

Matte ☉  
Satin ☉  
Gloss ☉

#### Stainless

#### Shades ☉☉☉

#### Metallics ☉☉

#### Anodic Metals

#### Specialist

#### Custom

Brushed Stainless

Cloud • Alabaster • Bone • Barley • Dusk • Ceramic • Cream • Mineral • Dove • Parchment • Oatmeal • Millstone • Stone • Clay • Grey Moss  
Slate • Cocoa • Moss • Damson • Smoke • Frame Grey • Lead • Earth • Burnt Ash • Flint • Charcoal • Raven

Platinum • Champagne • Gold • Cognac • Antique Brass • Gunmetal • Pewter • Bronzed

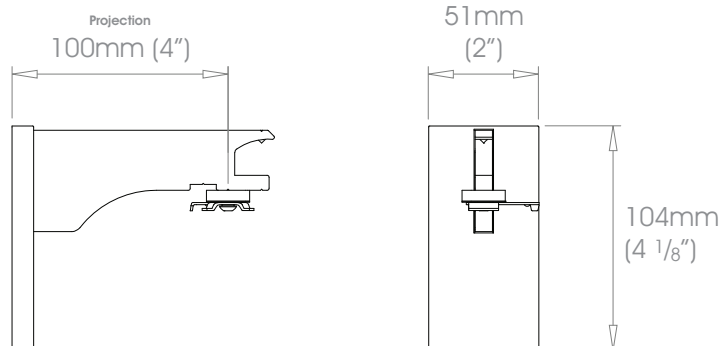
Twilight • Glow • Sky • Sunrise • Storm • Glimmer • Sunset • Night Sky • Midnight

Can be specified at twice the cost of the standard finish - Brushed Brass Tint • Brushed Bronze Tint • Brushed Carbon Tint | Polished Nickel

Can be specified at twice the cost of the standard finish plus a custom fee - Old Brass • Light Bronze • Bronze Art

See page 19 for details

### 50mm (2")





Brackets will be supplied with the relevant track fixing, which may differ to those shown in the diagrams

### FINISHES

#### Coat Options

Matte ☉  
Satin ☉  
Gloss ☉

#### Stainless

#### Shades ☉☉☉

#### Metallics ☉☉

#### Anodic Metals

#### Specialist

#### Custom

Brushed Stainless

Cloud • Alabaster • Bone • Barley • Dusk • Ceramic • Cream • Mineral • Dove • Parchment • Oatmeal • Millstone • Stone • Clay • Grey Moss  
Slate • Cocoa • Moss • Damson • Smoke • Frame Grey • Lead • Earth • Burnt Ash • Flint • Charcoal • Raven

Platinum • Champagne • Gold • Cognac • Antique Brass • Gunmetal • Pewter • Bronzed

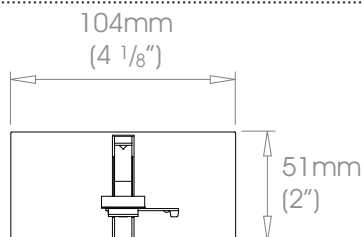
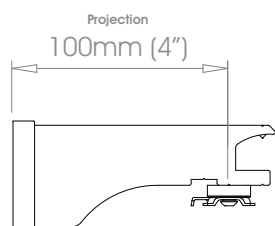
Twilight • Glow • Sky • Sunrise • Storm • Glimmer • Sunset • Night Sky • Midnight


Can be specified at twice the cost of the standard finish - Brushed Brass Tint • Brushed Bronze Tint • Brushed Carbon Tint | Polished Nickel

Can be specified at twice the cost of the standard finish plus a custom fee - Old Brass • Light Bronze • Bronze Art

See page 19 for details

### 50mm (2")





Brackets will be supplied with the relevant track fixing, which may differ to those shown in the diagrams

### FINISHES

#### Coat Options

Matte ☉  
Satin ☉  
Gloss ☉

#### Stainless

#### Shades ☉☉☉

#### Metallics ☉☉

#### Anodic Metals

#### Specialist

#### Custom

#### Brushed Stainless

Cloud • Alabaster • Bone • Barley • Dusk • Ceramic • Cream • Mineral • Dove • Parchment • Oatmeal • Millstone • Stone • Clay • Grey Moss  
Slate • Cocoa • Moss • Damson • Smoke • Frame Grey • Lead • Earth • Burnt Ash • Flint • Charcoal • Raven

Platinum • Champagne • Gold • Cognac • Antique Brass • Gunmetal • Pewter • Bronzed

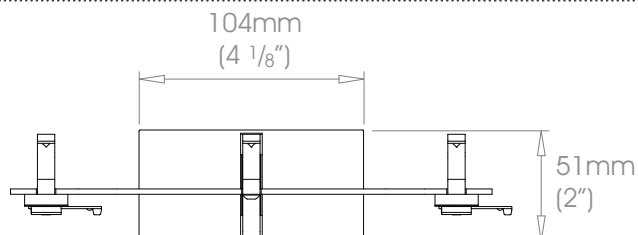
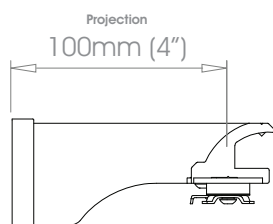
Twilight • Glow • Sky • Sunrise • Storm • Glimmer • Sunset • Night Sky • Midnight

Can be specified at twice the cost of the standard finish - Brushed Brass Tint • Brushed Bronze Tint • Brushed Carbon Tint | Polished Nickel

Can be specified at twice the cost of the standard finish plus a custom fee - Old Brass • Light Bronze • Bronze Art

See page 19 for details

### 50mm (2")

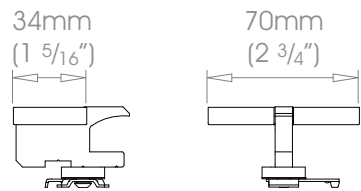


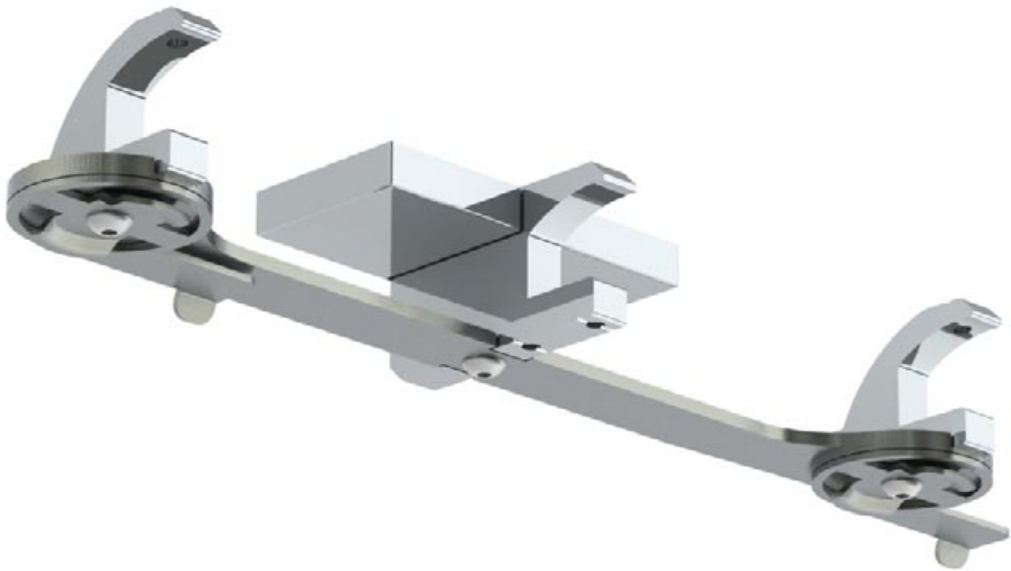


⚠ Brackets will be supplied with the relevant track fixing, which may differ to those shown in the diagrams

FINISHES Coat Options Matte ☉ Satin ☉ Gloss ☉	<b>Stainless</b>	Brushed Stainless
	<b>Shades</b> ☉☉☉	Cloud • Alabaster • Bone • Barley • Dusk • Ceramic • Cream • Mineral • Dove • Parchment • Oatmeal • Millstone • Stone • Clay • Grey Moss
	<b>Metallics</b> ☉☉	Slate • Cocoa • Moss • Damson • Smoke • Frame Grey • Lead • Earth • Burnt Ash • Flint • Charcoal • Raven
	<b>Anodic Metals</b>	Platinum • Champagne • Gold • Cognac • Antique Brass • Gunmetal • Pewter • Bronzed
	<b>Specialist</b>	Twilight • Glow • Sky • Sunrise • Storm • Glimmer • Sunset • Night Sky • Midnight
	<b>Custom</b>	Can be specified at twice the cost of the standard finish - Brushed Brass Tint • Brushed Bronze Tint • Brushed Carbon Tint   Polished Nickel Can be specified at twice the cost of the standard finish plus a custom fee - Old Brass • Light Bronze • Bronze Art See page 19 for details

50mm (2")

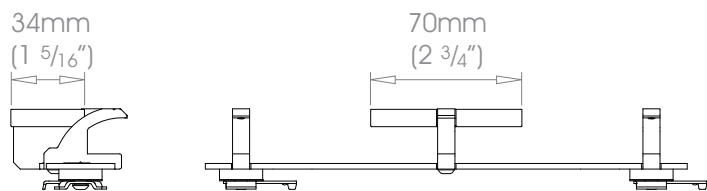




⚠ Brackets will be supplied with the relevant track fixing, which may differ to those shown in the diagrams

FINISHES Coat Options Matte ☉ Satin ☉ Gloss ☉	<b>Stainless</b>	Brushed Stainless
	<b>Shades</b> ☉☉☉	Cloud • Alabaster • Bone • Barley • Dusk • Ceramic • Cream • Mineral • Dove • Parchment • Oatmeal • Millstone • Stone • Clay • Grey Moss
	<b>Metallics</b> ☉☉	Slate • Cocoa • Moss • Damson • Smoke • Frame Grey • Lead • Earth • Burnt Ash • Flint • Charcoal • Raven
	<b>Anodic Metals</b>	Platinum • Champagne • Gold • Cognac • Antique Brass • Gunmetal • Pewter • Bronzed
	<b>Specialist</b>	Twilight • Glow • Sky • Sunrise • Storm • Glimmer • Sunset • Night Sky • Midnight
	<b>Custom</b>	Can be specified at twice the cost of the standard finish plus a custom fee - Old Brass • Light Bronze • Bronze Art See page 19 for details

50mm (2")





Brackets will be supplied with the relevant track fixing, which may differ to those shown in the diagrams

### FINISHES

#### Coat Options

Matte ☉  
Satin ☉  
Gloss ☉

#### Stainless

#### Shades ☉☉☉

#### Metallics ☉☉

#### Anodic Metals

#### Specialist

#### Custom

#### Brushed Stainless

Cloud • Alabaster • Bone • Barley • Dusk • Ceramic • Cream • Mineral • Dove • Parchment • Oatmeal • Millstone • Stone • Clay • Grey Moss  
Slate • Cocoa • Moss • Damson • Smoke • Frame Grey • Lead • Earth • Burnt Ash • Flint • Charcoal • Raven

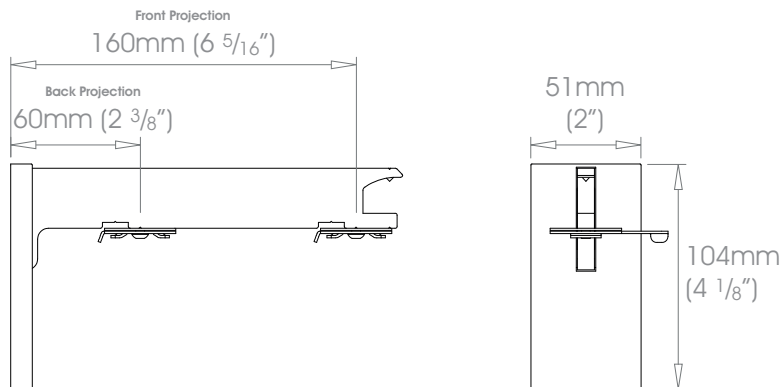
Platinum • Champagne • Gold • Cognac • Antique Brass • Gunmetal • Pewter • Bronzed

Twilight • Glow • Sky • Sunrise • Storm • Glimmer • Sunset • Night Sky • Midnight

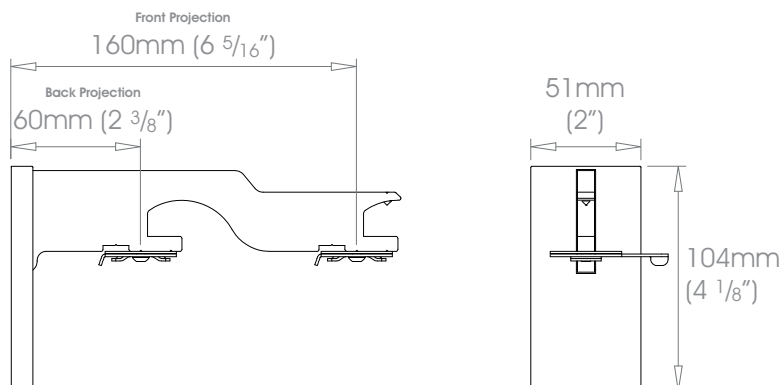
Can be specified at twice the cost of the standard finish - Brushed Brass Tint • Brushed Bronze Tint • Brushed Carbon Tint | Polished Nickel

Can be specified at twice the cost of the standard finish plus a custom fee - Old Brass • Light Bronze • Bronze Art  
See page 19 for details

### Front 50mm (2") - Back Uncovered



### Front 50mm (2") - Back 50mm (2")







Brackets will be supplied with the relevant track fixing, which may differ to those shown in the diagrams

### FINISHES

#### Coat Options

Matte ☉  
Satin ☉  
Gloss ☉

#### Stainless

#### Shades ☉☉☉

#### Metallics ☉☉

#### Anodic Metals

#### Specialist

#### Custom

#### Brushed Stainless

Cloud • Alabaster • Bone • Barley • Dusk • Ceramic • Cream • Mineral • Dove • Parchment • Oatmeal • Millstone • Stone • Clay • Grey Moss  
Slate • Cocoa • Moss • Damson • Smoke • Frame Grey • Lead • Earth • Burnt Ash • Flint • Charcoal • Raven

Platinum • Champagne • Gold • Cognac • Antique Brass • Gunmetal • Pewter • Bronzed

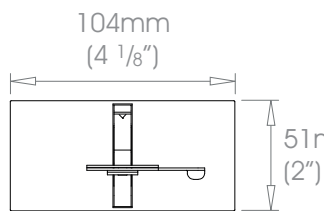
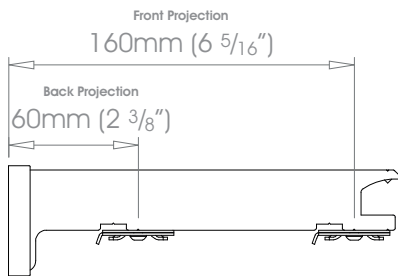
Twilight • Glow • Sky • Sunrise • Storm • Glimmer • Sunset • Night Sky • Midnight

Can be specified at twice the cost of the standard finish - Brushed Brass Tint • Brushed Bronze Tint • Brushed Carbon Tint | Polished Nickel

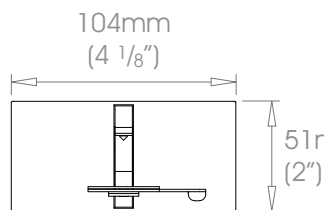
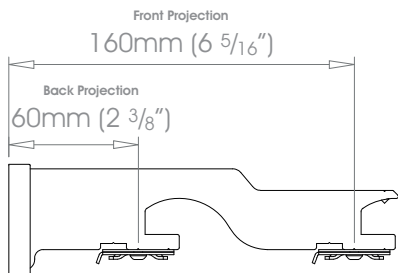
Can be specified at twice the cost of the standard finish plus a custom fee - Old Brass • Light Bronze • Bronze Art


See page 19 for details

### Front 50mm (2") - Back Uncovered



### Front 50mm (2") - Back 50mm (2")





Brackets will be supplied with the relevant track fixing, which may differ to those shown in the diagrams

### FINISHES

#### Coat Options

Matte @  
Satin @  
Gloss @

#### Stainless

#### Shades @@@

#### Metallics @@

#### Anodic Metals

#### Specialist

#### Custom

#### Brushed Stainless

Cloud • Alabaster • Bone • Barley • Dusk • Ceramic • Cream • Mineral • Dove • Parchment • Oatmeal • Millstone • Stone • Clay • Grey Moss  
Slate • Cocoa • Moss • Damson • Smoke • Frame Grey • Lead • Earth • Burnt Ash • Flint • Charcoal • Raven

Platinum • Champagne • Gold • Cognac • Antique Brass • Gunmetal • Pewter • Bronzed

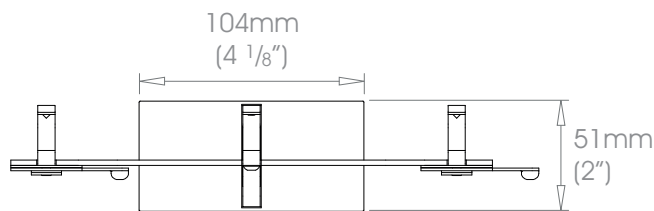
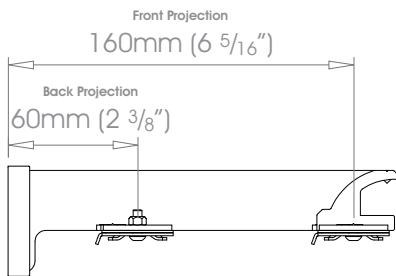
Twilight • Glow • Sky • Sunrise • Storm • Glimmer • Sunset • Night Sky • Midnight

Can be specified at twice the cost of the standard finish - Brushed Brass Tint • Brushed Bronze Tint • Brushed Carbon Tint | Polished Nickel

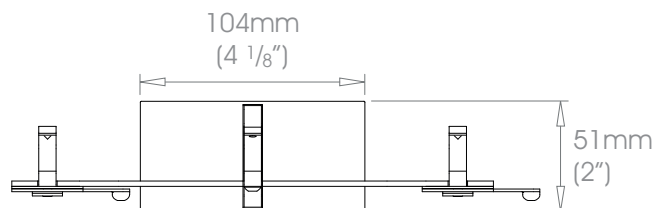
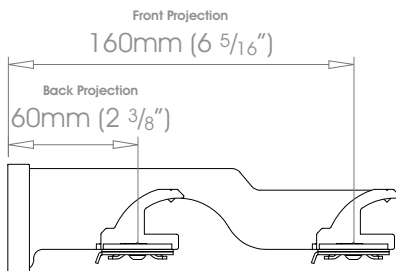
Can be specified at twice the cost of the standard finish plus a custom fee - Old Brass • Light Bronze • Bronze Art

See page 19 for details

### Front 50mm (2") - Back Uncovered



### Front 50mm (2") - Back 50mm (2")

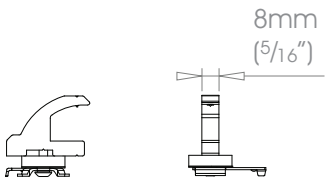




⚠ Support clamps will be supplied with the relevant track fixing, which may differ to those shown in the diagrams

FINISHES	Stainless	Brushed Stainless
	Shades ☺☺☺	Cloud • Alabaster • Bone • Barley • Dusk • Ceramic • Cream • Mineral • Dove • Parchment • Oatmeal • Millstone • Stone • Clay • Grey Moss
	Coat Options	Slate • Cocoa • Moss • Damson • Smoke • Frame Grey • Lead • Earth • Burnt Ash • Flint • Charcoal • Raven
	Matte ☺	Metallics ☺☺
	Satin ☺	Anodic Metals
	Gloss ☺	Specialist
Custom		Can be specified at twice the cost of the standard finish - Brushed Brass Tint • Brushed Bronze Tint • Brushed Carbon Tint   Polished Nickel Can be specified at twice the cost of the standard finish plus a custom fee - Old Brass • Light Bronze • Bronze Art See page 19 for details

50mm (2")



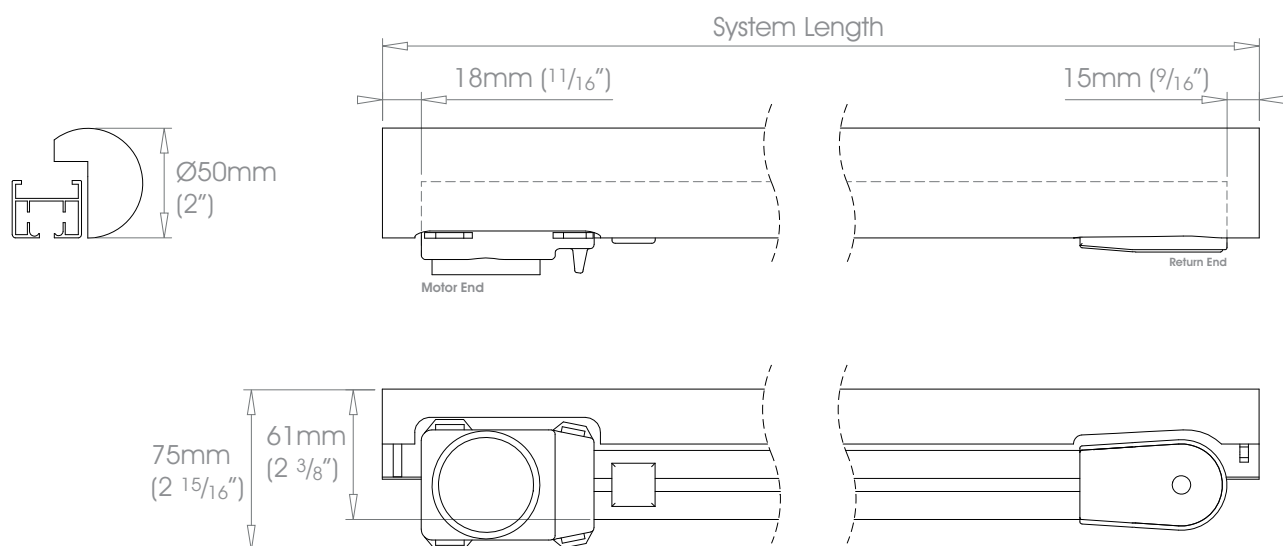




⚠ Track will be finished in a complementary colour to match the cover pole. Please refer to page 16


**FINISHES** Wood Finishes - Ash • Black Ash  
Premium Wood Finishes - Can be specified at +50% the cost of the standard finish - Cherry • Oak • Walnut

### 50mm (2") - Left Hand Motor



Gliding Options Roller • Ripplefold® Roller

**LUTRON**





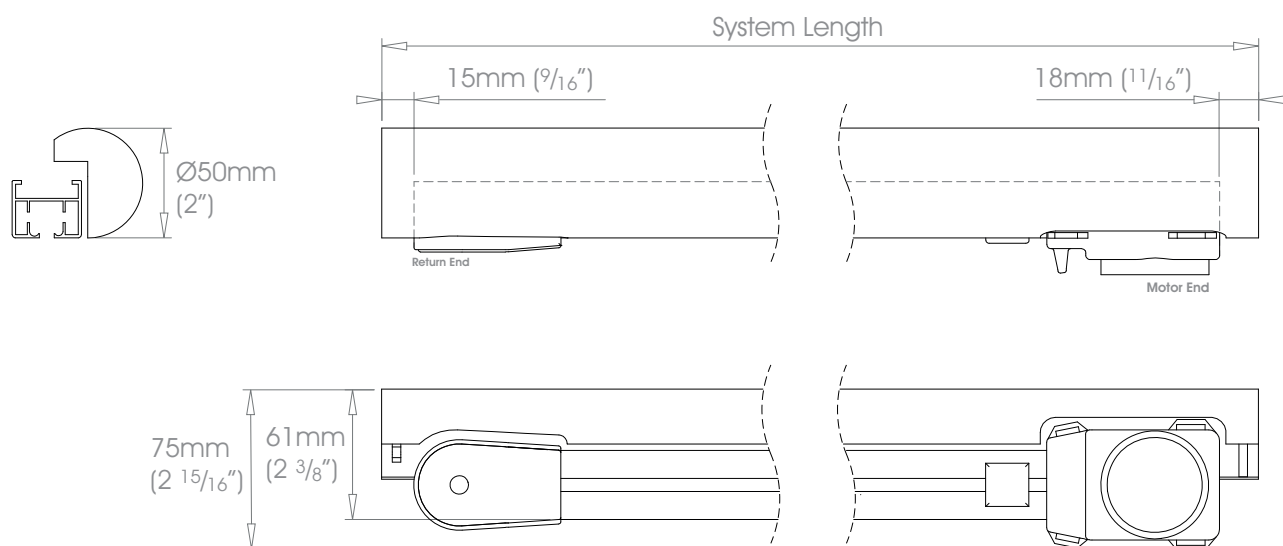
Track will be finished in a complementary colour to match the cover pole. Please refer to page 16

### FINISHES

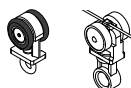
Wood Finishes - Ash • Black Ash

Premium Wood Finishes - Can be specified at +50% the cost of the standard finish - Cherry • Oak • Walnut

### 50mm (2") - Right Hand Motor



Gliding Options Roller • Ripplefold® Roller





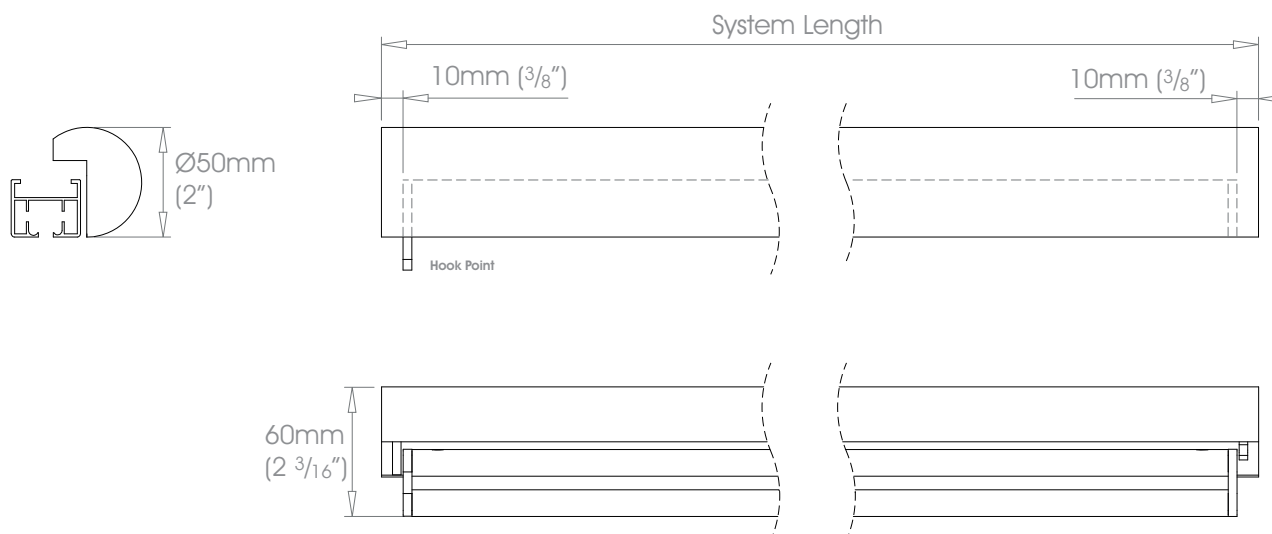
Track will be finished in a complementary colour to match the cover pole. Please refer to page 16

### FINISHES

Wood Finishes - Ash • Black Ash

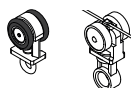
Premium Wood Finishes - Can be specified at +50% the cost of the standard finish - Cherry • Oak • Walnut

### 50mm (2") - Single Stack →



Gliding Options Roller • Ripplefold® Roller

 **LUTRON**





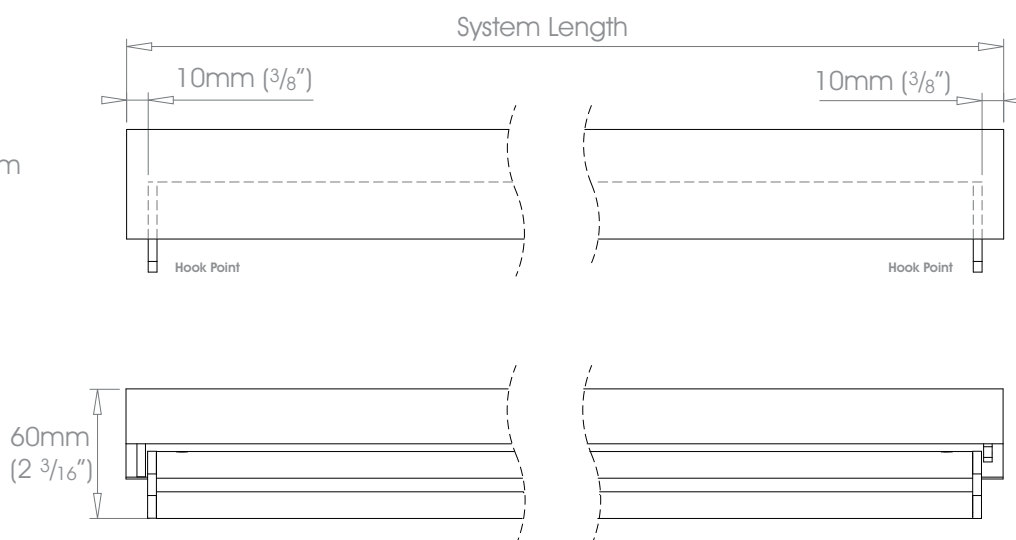
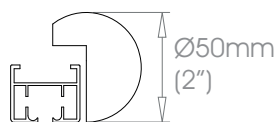
Track will be finished in a complementary colour to match the cover pole. Please refer to page 16

### FINISHES

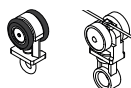
Wood Finishes - Ash • Black Ash

Premium Wood Finishes - Can be specified at +50% the cost of the standard finish - Cherry • Oak • Walnut

### 50mm (2") - Pair Stack →←



Gliding Options Roller • Ripplefold® Roller



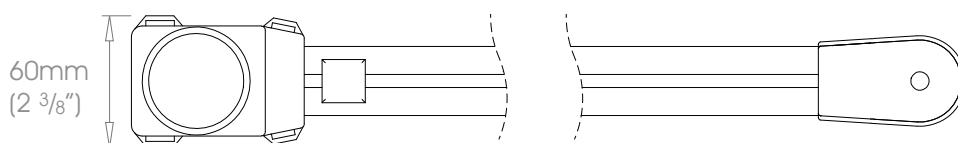
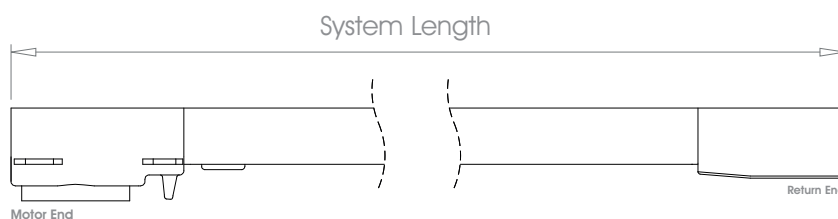
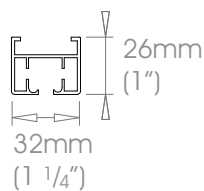




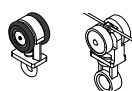
**ONLY FOR USE AS REAR TRACK OPTION ON DOUBLE SYSTEMS.**

Track will be finished in a complementary colour to match the cover pole. Please refer to page 16

## Left Hand Motor



Gliding Options Roller • Ripplefold® Roller

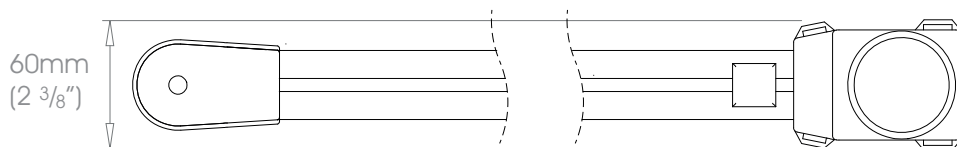
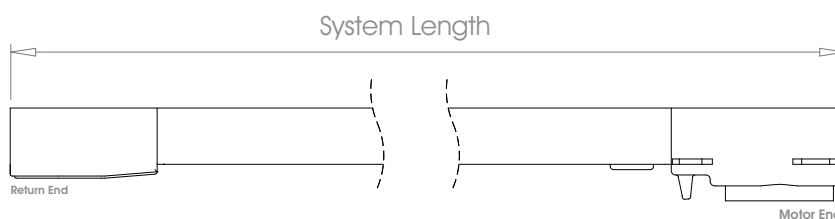
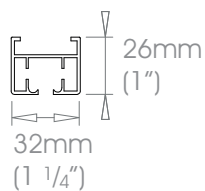




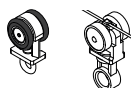
**ONLY FOR USE AS REAR TRACK OPTION ON DOUBLE SYSTEMS.**

Track will be finished in a complementary colour to match the cover pole. Please refer to page 16

## Right Hand Motor



Gliding Options Roller • Ripplefold® Roller

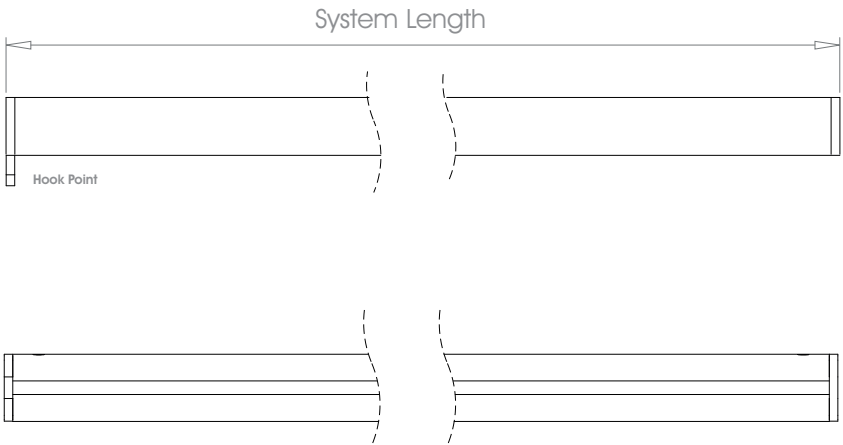
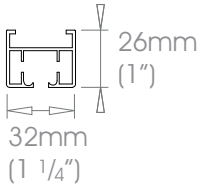





**ONLY FOR USE AS REAR TRACK OPTION ON DOUBLE SYSTEMS.**

Track will be finished in a complementary colour to match the cover pole. Please refer to page 16

Single Stack →



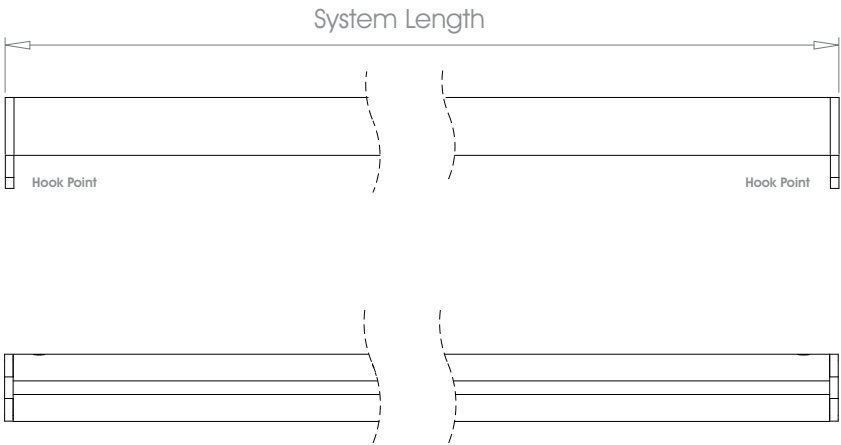
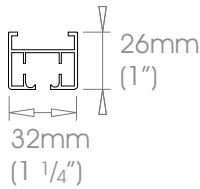
Gliding Options    Roller • Ripplefold® Roller






**ONLY FOR USE AS REAR TRACK OPTION ON DOUBLE SYSTEMS.**  
Track will be finished in a complementary colour to match the cover pole. Please refer to page 16

Pair Stack →←



Gliding Options    Roller • Ripplefold® Roller

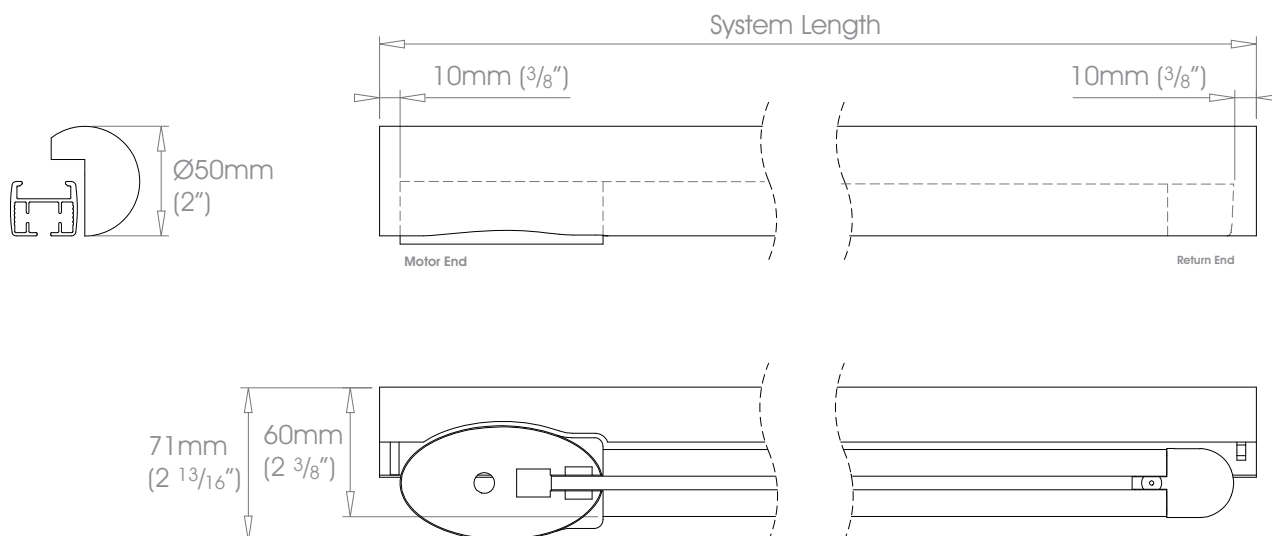




! Track will be finished in a complementary colour to match the cover pole. Please refer to page 16

**FINISHES** Wood Finishes - Ash • Black Ash  
 Coat Options Premium Wood Finishes - Can be specified at +50% the cost of the standard finish - Cherry • Oak • Walnut  
 Matte ☉  
 Satin ☉  
 Gloss ☉

### 50mm (2") - Left Hand Motor



Gliding Options Roller • Ripple Roller • Ripplefold® Roller

**somfy**





Track will be finished in a complementary colour to match the cover pole. Please refer to page 16

### FINISHES

Wood Finishes - Ash • Black Ash

Premium Wood Finishes - Can be specified at +50% the cost of the standard finish - Cherry • Oak • Walnut

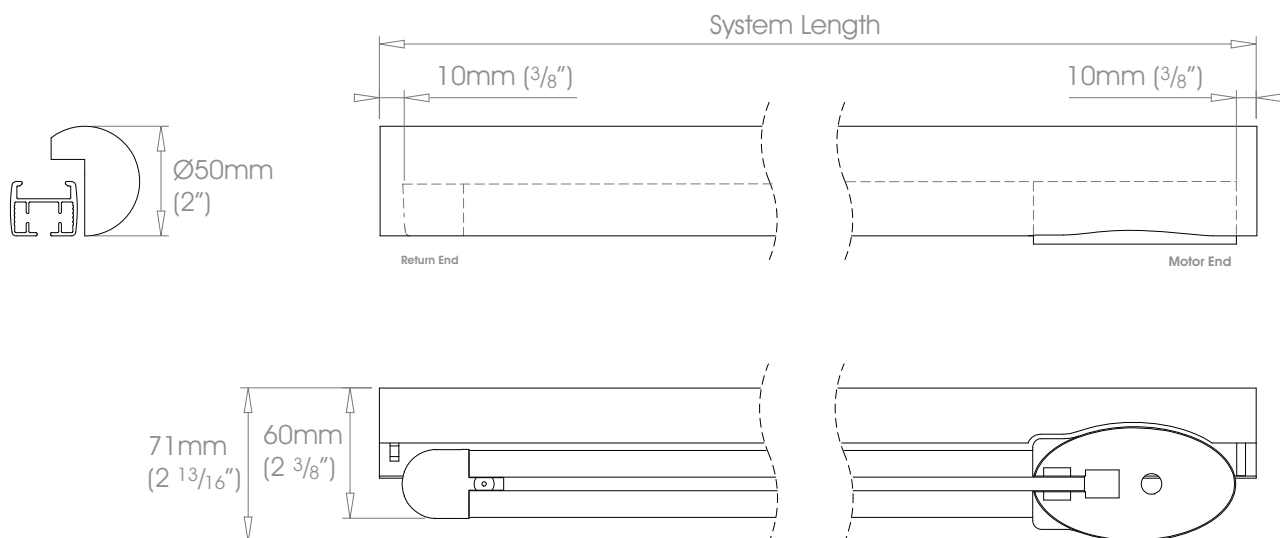
Coat Options

Matte ☉

Satin ☉

Gloss ☉

### 50mm (2") - Right Hand Motor



Gliding Options Roller • Ripple Roller • Ripplefold® Roller

**somfy**





Track will be finished in a complementary colour to match the cover pole. Please refer to page 16

### FINISHES

Wood Finishes - Ash • Black Ash

Coat Options

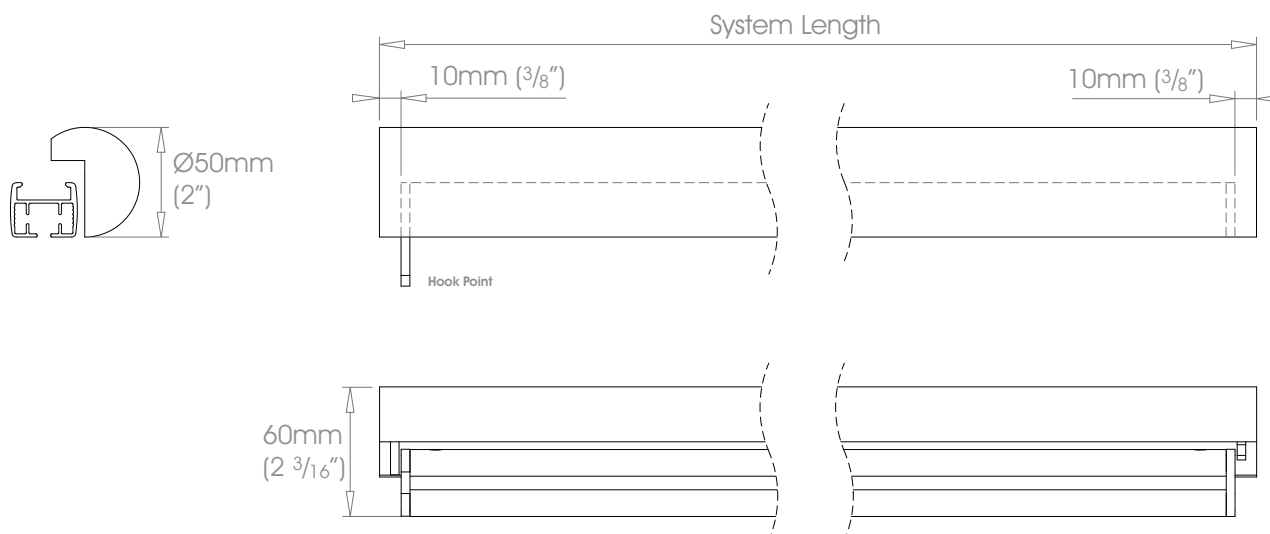
Premium Wood Finishes - Can be specified at +50% the cost of the standard finish - Cherry • Oak • Walnut

Matte ☉

Satin ☉

Gloss ☉

### 50mm (2") - Single Stack →



Gliding Options Roller • Ripple Roller • Ripplefold® Roller

**somfy**





Track will be finished in a complementary colour to match the cover pole. Please refer to page 16

### FINISHES

Wood Finishes - Ash • Black Ash

Coat Options

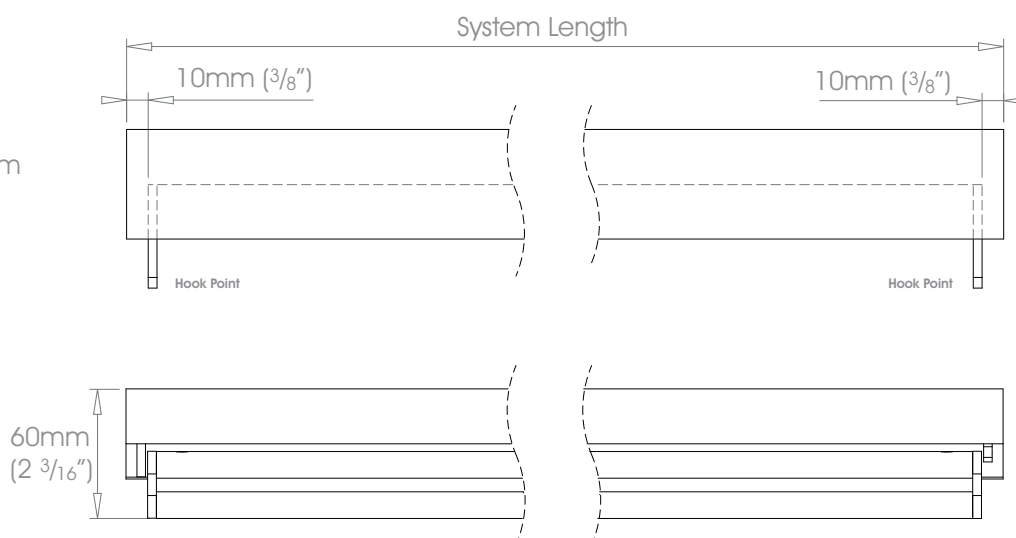
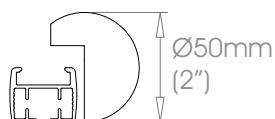
Premium Wood Finishes - Can be specified at +50% the cost of the standard finish - Cherry • Oak • Walnut

Matte ☉

Satin ☉

Gloss ☉

### 50mm (2") - Pair Stack →←



Gliding Options Roller • Ripple Roller • Ripplefold® Roller

**somfy**



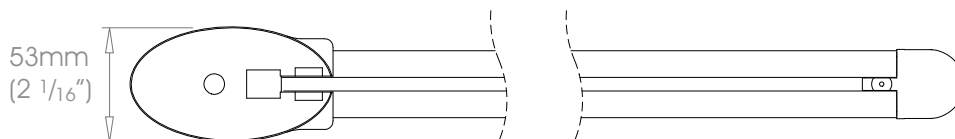
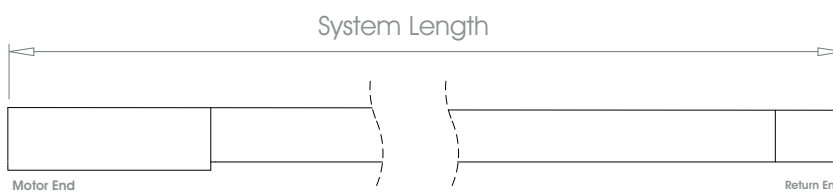
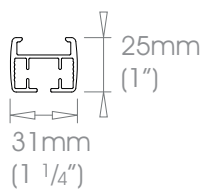




**ONLY FOR USE AS REAR TRACK OPTION ON DOUBLE SYSTEMS.**

Track will be finished in a complementary colour to match the cover pole. Please refer to page 16

## Left Hand Motor



Gliding Options    Roller • Ripple Roller • Ripplefold® Roller

**somfy**

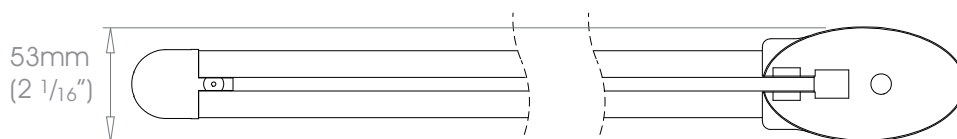
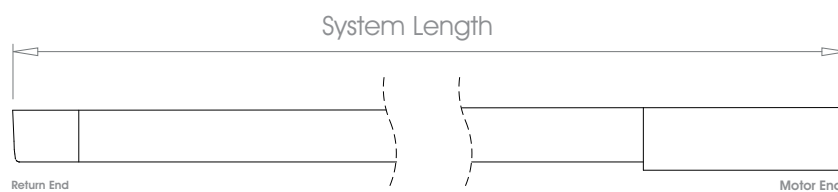
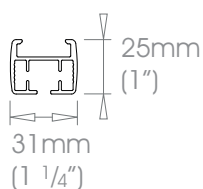




**ONLY FOR USE AS REAR TRACK OPTION ON DOUBLE SYSTEMS.**

Track will be finished in a complementary colour to match the cover pole. Please refer to page 16

## Right Hand Motor



Gliding Options    Roller • Ripple Roller • Ripplefold® Roller

**somfy**

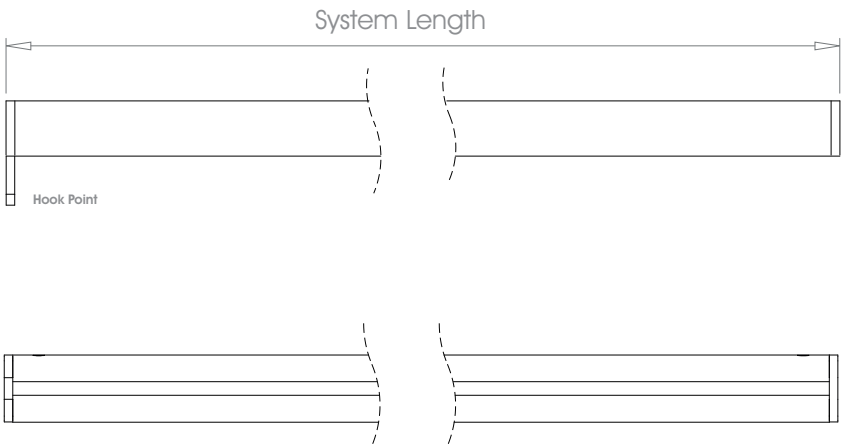
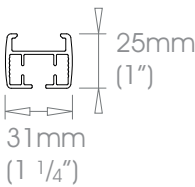




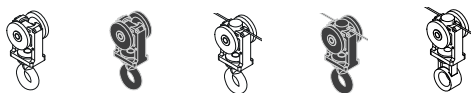
**ONLY FOR USE AS REAR TRACK OPTION ON DOUBLE SYSTEMS.**

Track will be finished in a complementary colour to match the cover pole. Please refer to page 16


Single Stack →



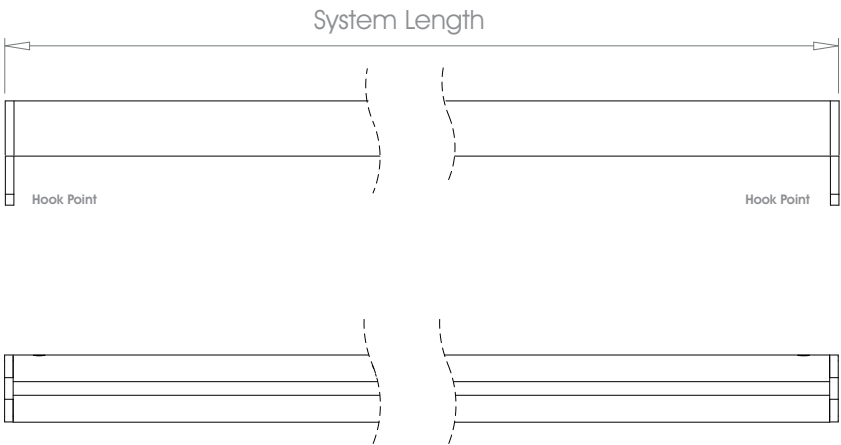
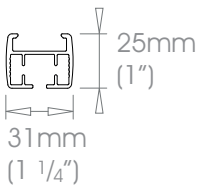
Gliding Options    Roller • Ripple Roller • Ripplefold® Roller



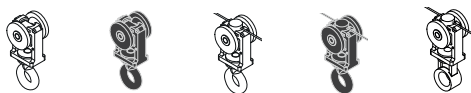


 **ONLY FOR USE AS REAR TRACK OPTION ON DOUBLE SYSTEMS.**  
Track will be finished in a complementary colour to match the cover pole. Please refer to page 16

Pair Stack →←



Gliding Options    Roller • Ripple Roller • Ripplefold® Roller

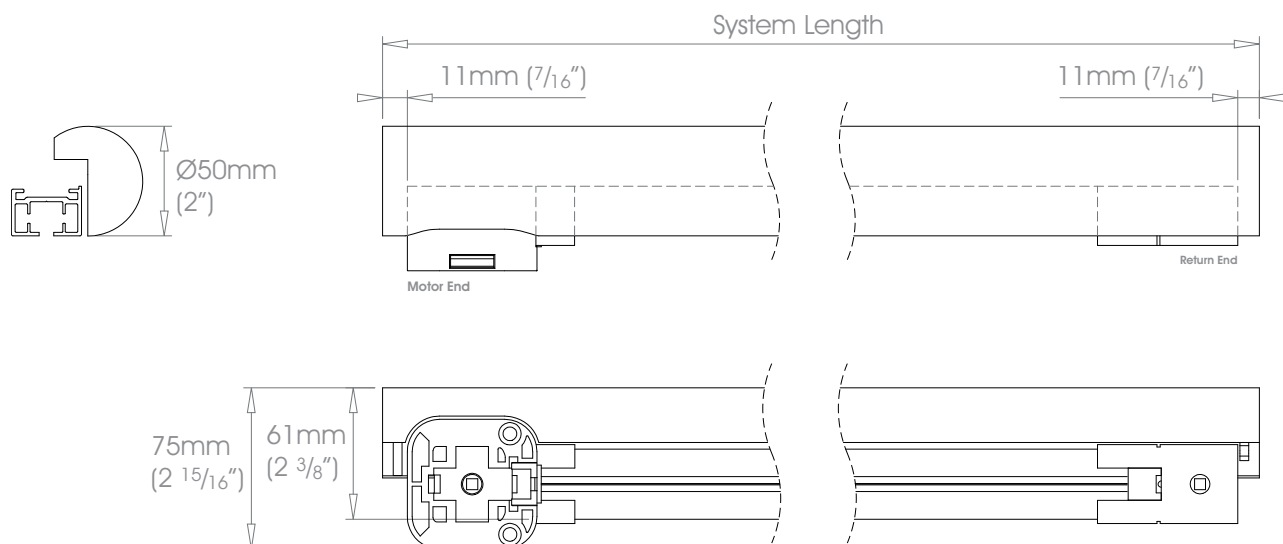




⚠ Track will be finished in a complementary colour to match the cover pole. Please refer to page 16

**FINISHES** Wood Finishes - Ash • Black Ash  
Premium Wood Finishes - Can be specified at +50% the cost of the standard finish - Cherry • Oak • Walnut

### 50mm (2") - Left Hand Motor



**Gliding Options** Glider • Wave® Glider • Roller • Wave® Roller





Track will be finished in a complementary colour to match the cover pole. Please refer to page 16

### FINISHES

Wood Finishes - Ash • Black Ash

Premium Wood Finishes - Can be specified at +50% the cost of the standard finish - Cherry • Oak • Walnut

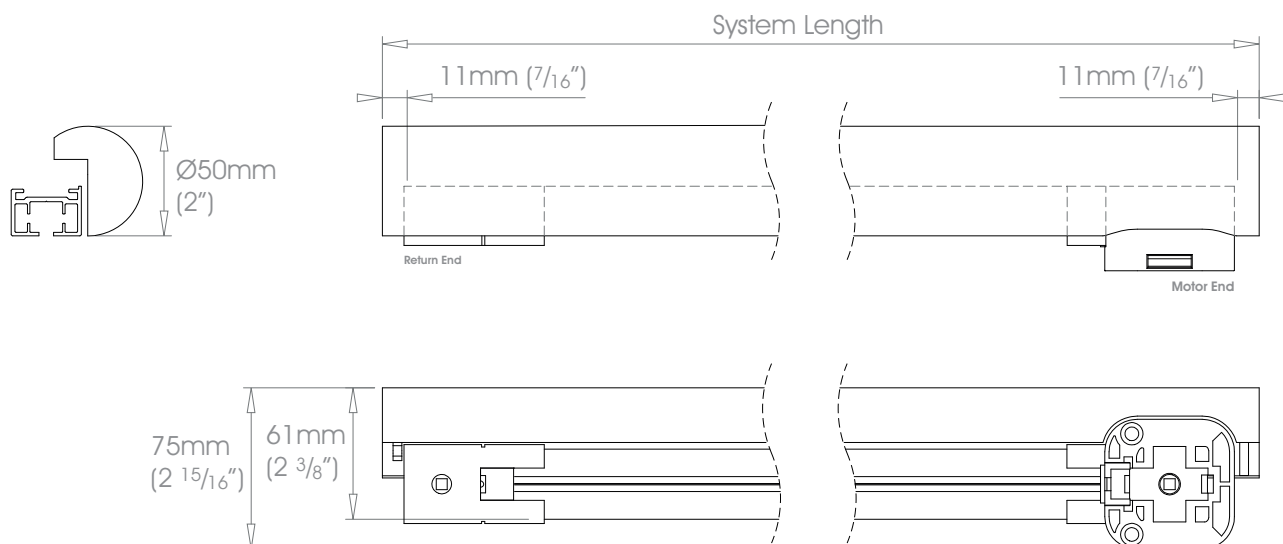
Coat Options

Matte ☉

Satin ☉

Gloss ☉

### 50mm (2") - Right Hand Motor



Gliding Options Glider • Wave® Glider • Roller • Wave® Roller





Track will be finished in a complementary colour to match the cover pole. Please refer to page 16

### FINISHES

Wood Finishes - Ash • Black Ash

Premium Wood Finishes - Can be specified at +50% the cost of the standard finish - Cherry • Oak • Walnut

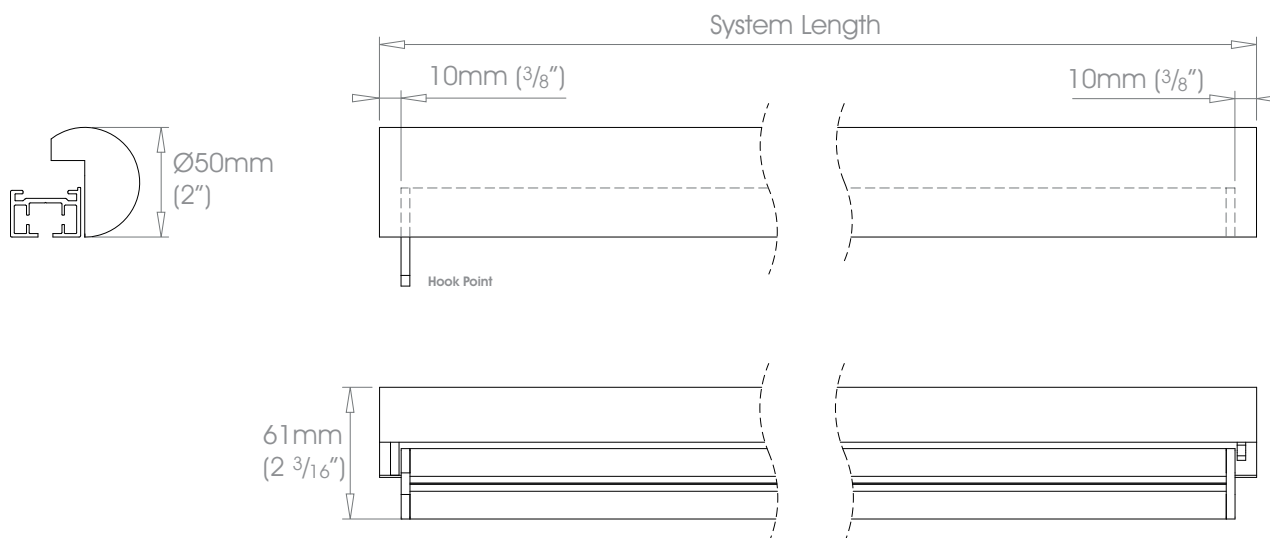
Coat Options

Matte ☉

Satin ☉

Gloss ☉

### 50mm (2") - Single Stack →



Gliding Options Glider • Wave® Glider • Roller • Wave® Roller





Track will be finished in a complementary colour to match the cover pole. Please refer to page 16

### FINISHES

Wood Finishes - Ash • Black Ash

Premium Wood Finishes - Can be specified at +50% the cost of the standard finish - Cherry • Oak • Walnut

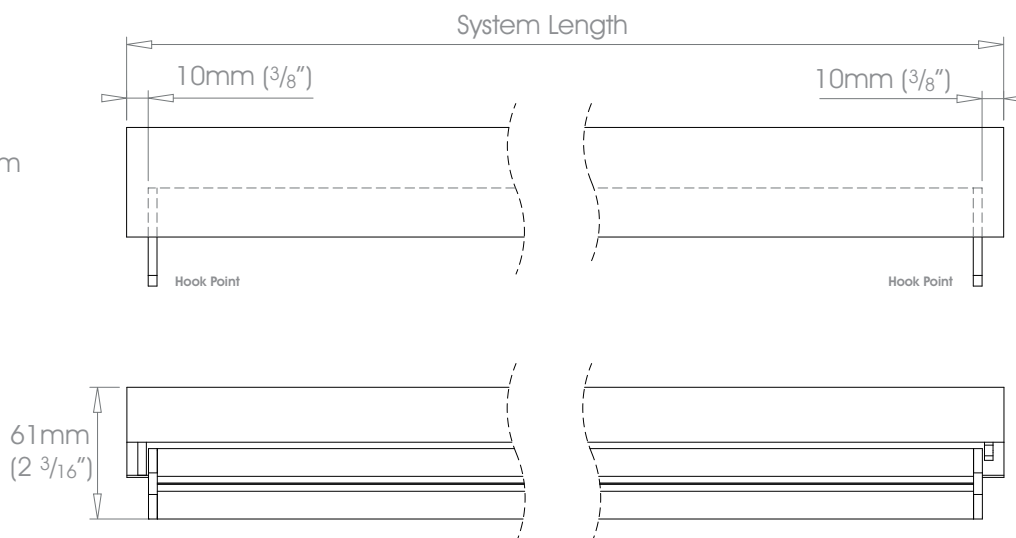
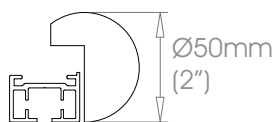
Coat Options

Matte ☉

Satin ☉

Gloss ☉

### 50mm (2") - Pair Stack →←



Gliding Options Glider • Wave® Glider • Roller • Wave® Roller



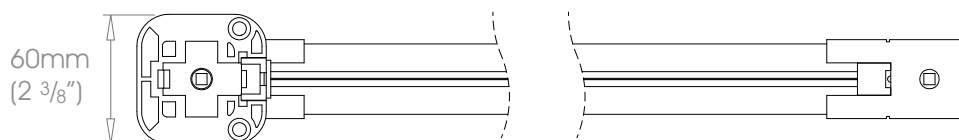
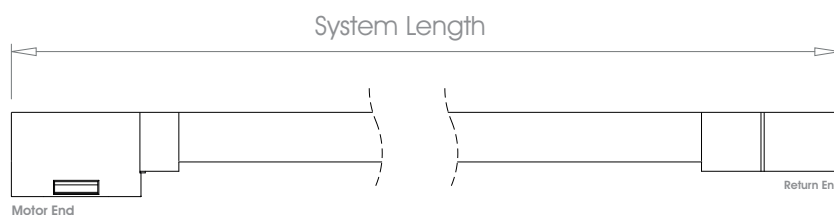
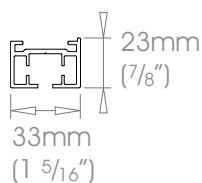




**ONLY FOR USE AS REAR TRACK OPTION ON DOUBLE SYSTEMS.**

Track will be finished in a complementary colour to match the cover pole. Please refer to page 16

### Left Hand Motor



**Gliding Options** Glider • Wave® Glider • Roller • Wave® Roller

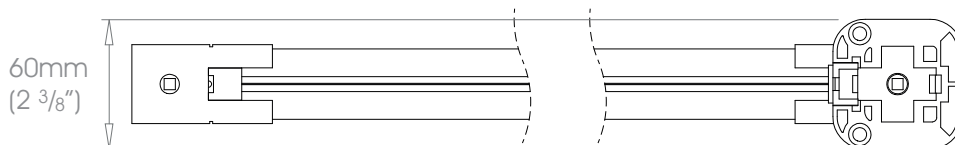
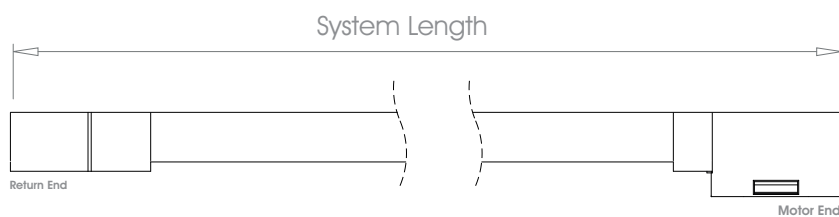
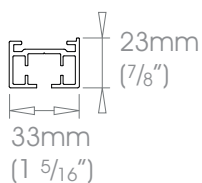




### ONLY FOR USE AS REAR TRACK OPTION ON DOUBLE SYSTEMS.

Track will be finished in a complementary colour to match the cover pole. Please refer to page 16

## Right Hand Motor



**Gliding Options** Glider • Wave® Glider • Roller • Wave® Roller

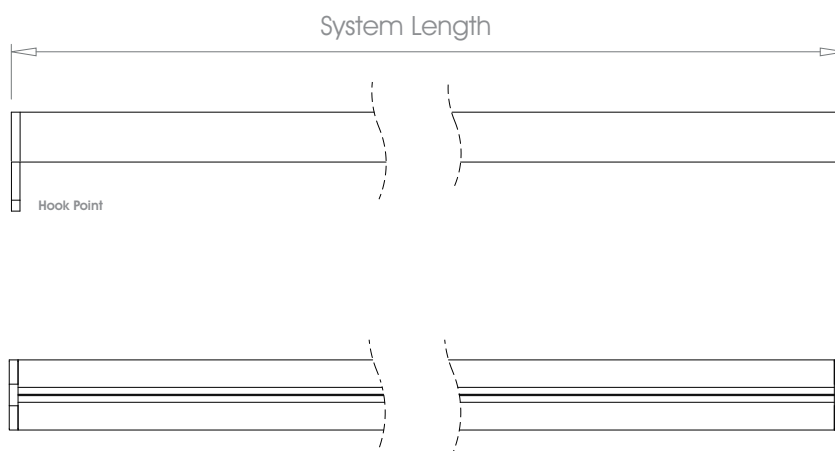
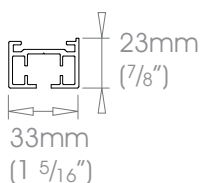




**ONLY FOR USE AS REAR TRACK OPTION ON DOUBLE SYSTEMS.**

Track will be finished in a complementary colour to match the cover pole. Please refer to page 16

### Single Stack →



**Gliding Options** Glider • Wave® Glider • Roller • Wave® Roller

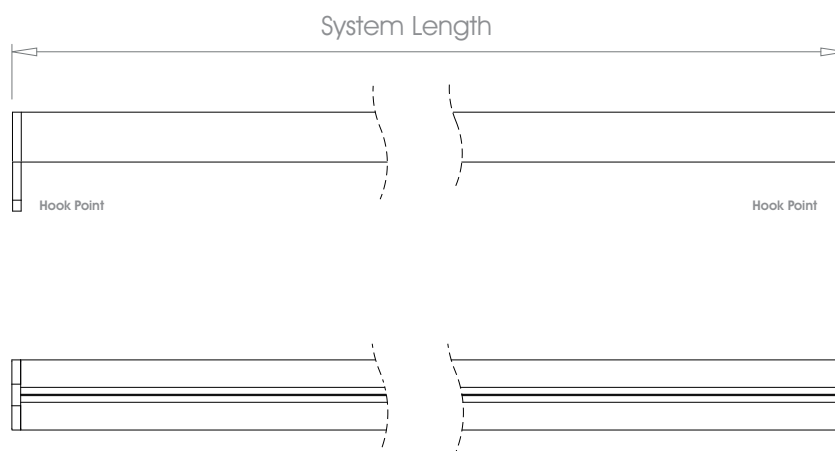
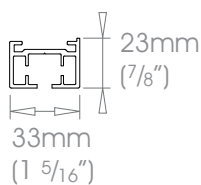




**ONLY FOR USE AS REAR TRACK OPTION ON DOUBLE SYSTEMS.**

Track will be finished in a complementary colour to match the cover pole. Please refer to page 16

### Pair Stack →←



**Gliding Options** Glider • Wave® Glider • Roller • Wave® Roller

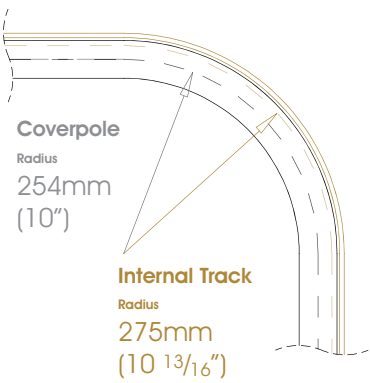




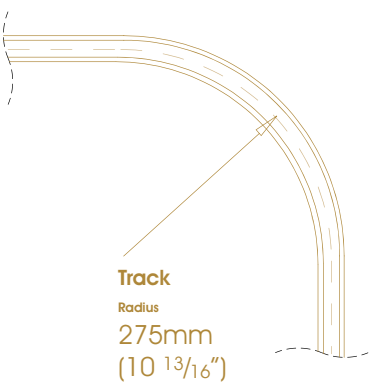
**Finishes** Ash • Black Ash  
**Premium Finishes** Can be specified at +50% the cost of the standard finish  
 Cherry • Oak • Walnut

**FINISHES** **Wood Finishes** - Ash • Black Ash  
**Premium Wood Finishes** - Can be specified at +50% the cost of the standard finish - Cherry • Oak • Walnut

### 50mm (2")



### Uncovered Track



# CONTACT

[www.bradleycollection.com](http://www.bradleycollection.com)



## UK & REST OF THE WORLD

☎ +44 (0)1449 722 724

✉ [info@bradleycollection.com](mailto:info@bradleycollection.com)

## USA & CANADA

☎ +1 (310) 815 8255

✉ [info.us@bradleycollection.com](mailto:info.us@bradleycollection.com)

---

## LONDON SHOWROOM

☎ +44 (0)207 871 7793

✉ [showroom@studiotwochelsea.com](mailto:showroom@studiotwochelsea.com)

## THE BRADLEY COLLECTION



**Industry Partner**

Supporting the interior design profession

CEDIA  
MEMBER

Specialised fixings for mounting brackets will be required in certain situations and are not provided as standard. Steel items are not recommended for damp conditions such as shower rooms. Crystal finials should not be positioned in direct sunlight, and are not suitable for use in conservatories. Fluid Metal items are supplied unlacquered and will tarnish over time.

The Bradley Collection reserves the right to modify design and materials without prior notice as part of a process of continual product improvement. Due to printing limitations, colours in this brochure may not be accurate.

Products are protected by Design Rights, under provisions of Copyright, Designs & Patents Act 1988. Bradley®, The Bradley Collection® and  Logo are registered Community trademarks of The Bradley Collection Ltd. in Europe and registered trademarks of the Bradley Collection, Inc. in the USA.

**The Bradley Collection Ltd** Lion Barn • Maitland Road • Needham Market • Suffolk • IP6 8NS • UK