

# CONTACT

www.bradleycollection.com



## UK & REST OF THE WORLD

+44 (0)1449 722 724

info@bradleycollection.com

## USA & CANADA

+1 (310) 815 8255

info.us@bradleycollection.com

## LONDON SHOWROOM

+44 (0)207 871 7793

showroom@studiotwochelsea.com



STEEL

## THE BRADLEY COLLECTION



CEDIA  
MEMBER

Specialised fixings for mounting brackets will be required in certain situations and are not provided as standard.  
Steel items are not recommended for damp conditions such as shower rooms.  
Crystal finials should not be positioned in direct sunlight, and are not suitable for use in conservatories.  
Fluid Metal items are supplied unlacquered and will tarnish over time.

The Bradley Collection reserves the right to modify design and materials without prior notice as part of a process of continual product improvement. Due to printing limitations, colours in this brochure may not be accurate.

Products are protected by Design Rights, under provisions of Copyright, Designs & Patents Act 1988.  
Bradley®, The Bradley Collection® and  Logo are registered Community trademarks of The Bradley Collection Ltd. in Europe and registered trademarks of the Bradley Collection, Inc. in the USA.

**The Bradley Collection Ltd** Lion Barn • Maitland Road • Needham Market • Suffolk • IP6 8NS • UK

Printed: 1023 • Copyright © The Bradley Collection Ltd. 2023



# STEEL

The Steel Collection remains a byword in elegance. Historical design cues, high quality materials and traditional artisan skills are all on display in this timeless classic.

**Pictured:** ø25mm (1") Pole • Flared Disc • Brass Toned  
**Interior design:** Georgia Victoria • Edinburgh - UK



# STEEL

## CRAFTED IN SUFFOLK

A picture of elegance, the Steel Collection blends innovative design with quality craftsmanship,



## ON THE FORGE

Steel's iconic designs are made on the forge, their individual personalities created under the Blacksmith's hammer.



## PURE FORM

The original Steel collection is available in four pole diameters Ø19mm (3/4") • 25mm (1") • 38mm (1 1/2") • 50mm (2"). Each component has been carefully scaled to maintain the aesthetic of the Collection.



## FUNCTION

Brackets are designed for easy installation, with an optional magnetic cover plate. Brackets can be supplied to custom lengths and designs.



## LENGTH

Poles can be cut to any length.Ⓢ On longer systems, the use of passing brackets & rings will allow uninterrupted travel of the drapes along the full length of the system.



## BENT TO SHAPE

A bespoke bay bending and curving service is available on all diameters to allow the perfect shaped pole to fit any bay window.



# FRENCH POLES

The French pole from the Steel Collection is an iconic design favourite. A simple and sophisticated way to adorn windows.



**Pictured:** ø25mm (1") French Pole • Flint - Satin  
**Interior design inspired by:** Jim Davis Designs • USA | [www.jimdavisdesigns.com](http://www.jimdavisdesigns.com)



STEEL



FINISHES




STEEL

Pictured left to right: ø25mm (1") Pole | Medium Stud • Natural Steel | Ball & Collar • Oil Rubbed Standard Stud • Brass Toned | Button Stud • Waxed | Large Stud • Bronzed - Satin Ribbed Ball & Collar • Antique Brass - Satin | Pebble • Polished | Flared Disc • Flint - Satin Hammered Disc • Matte Brass Toned

Signature translucent finishes of the Steel Collection allow the beauty of steel to shine through.



Polished      Natural Steel      Brass Toned



Matte Brass Toned      Antique Brass ©      Bronzed ©      Oil Rubbed      Waxed      Flint ©

© Satin Coat  
Due to printing limitations colours in this brochure may not be accurate Samples are available on request - [www.bradleycollection.com/samples/](http://www.bradleycollection.com/samples/)



# FINIALS

Simplicity is the watchword for this grouping of stud, disc and ball designs.



### Standard Stud

- Ø19mm (3/4") Inclusive Length 6mm (1/4")
- Ø25mm (1") Inclusive Length 8mm (5/16")
- Ø38mm (1 1/2") Inclusive Length 10mm (3/8")
- Ø50mm (2") Inclusive Length 12mm (1/2")



### Large Stud

- Ø19mm (3/4") Inclusive Length 6mm (1/4")
- Ø25mm (1") Inclusive Length 8mm (5/16")
- Ø38mm (1 1/2") Inclusive Length 10mm (3/8")
- Ø50mm (2") Inclusive Length 12mm (1/2")



### Button Stud

- Ø19mm (3/4") Inclusive Length 26mm (1")
- Ø25mm (1") Inclusive Length 40mm (1 1/16")
- Ø38mm (1 1/2") Inclusive Length 59mm (2 2/16")
- Ø50mm (2") Inclusive Length 69mm (2 11/16")



### Flared Stud

- Ø19mm (3/4") Inclusive Length 12mm (1/2")
- Ø25mm (1") Inclusive Length 14mm (9/16")
- Ø38mm (1 1/2") Inclusive Length 26mm (1")



### Medium Stud

- Ø19mm (3/4") Inclusive Length 6mm (1/4")
- Ø25mm (1") Inclusive Length 8mm (5/16")
- Ø38mm (1 1/2") Inclusive Length 10mm (3/8")
- Ø50mm (2") Inclusive Length 12mm (1/2")



### Hammered Stud

- Ø19mm (3/4") Inclusive Length 10mm (3/8")
- Ø25mm (1") Inclusive Length 12mm (1/2")
- Ø38mm (1 1/2") Inclusive Length 16mm (5/8")
- Ø50mm (2") Inclusive Length 20mm (13/16")



### Pebble

- Ø19mm (3/4") Inclusive Length 27mm (1 1/16")
- Ø25mm (1") Inclusive Length 31mm (1 1/4")
- Ø38mm (1 1/2") Inclusive Length 48mm (1 7/8")



### Flared Disc

- Ø19mm (3/4") Inclusive Length 17mm (1 1/16")
- Ø25mm (1") Inclusive Length 21mm (7/8")
- Ø38mm (1 1/2") Inclusive Length 34mm (1 5/16")



### Forged Disc

- Ø19mm (3/4") Inclusive Length 2mm (1/16")
- Ø25mm (1") Inclusive Length 3mm (3/16")
- Ø38mm (1 1/2") Inclusive Length 3mm (3/16")
- Ø50mm (2") Inclusive Length 4mm (3/16")



### Ball & Collar

- Ø19mm (3/4") Inclusive Length 55mm (2 3/16")
- Ø25mm (1") Inclusive Length 65mm (2 5/16")
- Ø38mm (1 1/2") Inclusive Length 75mm (2 15/16")
- Ø50mm (2") Inclusive Length 103mm (4 1/16")



### Hammered Ball & Collar

- Ø19mm (3/4") Inclusive Length 55mm (2 3/16")
- Ø25mm (1") Inclusive Length 65mm (2 5/16")



### Ribbed Ball & Collar

- Ø19mm (3/4") Inclusive Length 53mm (2 1/16")
- Ø25mm (1") Inclusive Length 60mm (2 3/8")



### Hammered Disc

- Ø19mm (3/4") Inclusive Length 2mm (1/16")
- Ø25mm (1") Inclusive Length 3mm (3/16")
- Ø38mm (1 1/2") Inclusive Length 3mm (3/16")
- Ø50mm (2") Inclusive Length 4mm (3/16")



### Crystal Ball & Collar

- Ø19mm (3/4") Inclusive Length 65mm (2 5/16")
- Ø25mm (1") Inclusive Length 75mm (2 15/16")
- Ø38mm (1 1/2") Inclusive Length 103mm (4 1/16")



### Ball & Claw

- Ø19mm (3/4") Inclusive Length 75mm (3")
- Ø25mm (1") Inclusive Length 90mm (3 5/16")
- Ø38mm (1 1/2") Inclusive Length 120mm (4 3/4")



### Twisted Knot

- Ø19mm (3/4") Inclusive Length 90mm (3 5/16")
- Ø25mm (1") Inclusive Length 95mm (3 3/4")
- Ø38mm (1 1/2") Inclusive Length 150mm (5 7/8")

🖐 Due to manufacturing process's size and shape may vary slightly to images above | ✨ Crystal Finials should not be positioned in direct sunlight  
For full technical information, sizes and weights please download the specification guide - [www.bradleycollection.com/specification-guides/](http://www.bradleycollection.com/specification-guides/)

# FINIALS

The true craft of the artisan is on display with these designs.

Pictured left to right: ø25mm (1") Pole | Jacobs Horn • Waxed Curling Leaf • Bronzed - Satin | Loop • Antique Brass - Satin Buffon Stud • Matte Brass Toned | Pebble • Natural Steel

STEEL



Hammered Spear 🖐

ø19mm (3/4") Inclusive Length 122mm (4 13/16")  
ø25mm (1") Inclusive Length 150mm (5 7/8")



Double Ball Basket 🖐

ø19mm (3/4") Inclusive Length 142mm (5 5/16")  
ø25mm (1") Inclusive Length 146mm (5 3/4")  
ø38mm (1 1/2") Inclusive Length 205mm (8 1/16")



Loop 🖐

ø19mm (3/4") Inclusive Length 115mm (4 1/2")  
ø25mm (1") Inclusive Length 135mm (5 3/16")  
ø38mm (1 1/2") Inclusive Length 180mm (7 1/16")



Curling Leaf 🖐 ☐ ☐

ø19mm (3/4") Inclusive Length 110mm (4 3/16")  
ø25mm (1") Inclusive Length 140mm (5 1/2")  
ø38mm (1 1/2") Inclusive Length 200mm (8")



Tusk 🖐 ☐ ☐

ø19mm (3/4") Inclusive Length 118mm (4 5/8")  
ø25mm (1") Inclusive Length 141mm (5 5/16")



Jacob's Horn 🖐 ☐ ☐

ø19mm (3/4") Inclusive Length 105mm (4 1/8")  
ø25mm (1") Inclusive Length 130mm (5 1/8")  
ø38mm (1 1/2") Inclusive Length 180mm (7 1/16")



Square Ram's Horn 🖐

ø19mm (3/4") Inclusive Length 120mm (4 3/4")  
ø25mm (1") Inclusive Length 135mm (5 3/16")






Reverse Square Ram's Horn 🖐 ☐ ☐



ø19mm (3/4") Inclusive Length 55mm (2 3/16")  
ø25mm (1") Inclusive Length 55mm (2 1/16")



# SINGLE BRACKETS

| Side  | Diameter    | Projection from wall to pole centre | Fixing plate size          | Covered Fixing plate size  |
|---|-------------|-------------------------------------|----------------------------|----------------------------|
|  | ø19mm (¾")  | 60mm (2⅜"), 100mm (4")              | w20mm (1⅓") x H84mm (3⅝")  | w24mm (1⅝") x H88mm (3⅞")  |
|   | ø25mm (1")  | 60mm (2⅜"), 100mm (4")              | w25mm (1") x H102mm (4")   | w29mm (1⅛") x H106mm (4⅜") |
|   | ø38mm (1½") | 100mm (4")                          | w30mm (1⅜") x H117mm (4⅝") | w34mm (1⅝") x H121mm (4⅞") |
|   | ø50mm (2")  | 100mm (4")                          | w30mm (1⅜") x H117mm (4⅝") | w34mm (1⅝") x H121mm (4⅞") |

| Mid   | Passing | Diameter    | Projection from wall to pole centre  | Fixing plate size         | Covered fixing plate size |
|---|---------|-------------|--------------------------------------|---------------------------|---------------------------|
|   |         | ø19mm (¾")  | 60mm (2⅜"), 100mm (4")               | w55mm (2⅜") x H20mm (1⅜") | w59mm (2⅝") x H24mm (1⅝") |
|   |         | ø25mm (1")  | 60mm (2⅜"), 100mm (4"), 140mm (5½")Ⓜ | w60mm (2⅜") x H25mm (1")  | w64mm (2½") x H29mm (1⅛") |
|   |         | ø38mm (1½") | 100mm (4")                           | w80mm (3⅛") x H30mm (1⅜") | w84mm (3⅝") x H34mm (1⅝") |
|   |         | ø50mm (2")  | 100mm (4")                           | w80mm (3⅛") x H30mm (1⅜") | w84mm (3⅝") x H34mm (1⅝") |

| Ceiling   | Passing | Diameter    | Drop from ceiling to pole centre | Fixing plate size         |
|---|---------|-------------|----------------------------------|---------------------------|
|   |         | ø19mm (¾")  | 60mm (2⅜"), 100mm (4")           | w55mm (2⅜") x H20mm (1⅜") |
|   |         | ø25mm (1")  | 60mm (2⅜"), 100mm (4")           | w60mm (2⅜") x H25mm (1")  |
|   |         | ø38mm (1½") | 100mm (4")                       | w80mm (3⅛") x H30mm (1⅜") |


# RECESS BRACKETS



| Recess with ring stop   | Diameter    | Depth off wall | Fixing plate size |
|---|-------------|----------------|-------------------|
|  | ø19mm (¾")  | 4mm (⅜")       | ø42mm (1⅝")       |
|   | ø25mm (1")  | 4mm (⅜")       | ø50mm (2")        |
|   | ø38mm (1½") | 4mm (⅜")       | ø72mm (2⅜")       |
|   | ø50mm (2")  | 4mm (⅜")       | ø72mm (2⅜")       |

# FRENCH BRACKETS


| French - End  | Diameter   | Projection from wall to pole centre | Fixing plate size         |
|---|------------|-------------------------------------|---------------------------|
|  | ø25mm (1") | 100mm (4"), 140mm (5½")Ⓜ            | w30mm (1⅜") x H80mm (3⅞") |



# ADJUSTABLE BRACKETS

| Side  | Diameter    | Projection from wall to pole centre | Fixing plate size          |
|---|-------------|-------------------------------------|----------------------------|
|  | ø19mm (¾")  | Min.65mm (2⅝") Max.150mm (5⅞")      | w20mm (1⅓") x H84mm (3⅝")  |
|   | ø25mm (1")  | Min.75mm (2⅝") Max.175mm (6⅞")      | w25mm (1") x H102mm (4")   |
|   | ø38mm (1½") | Min.95mm (3⅜") Max.200mm (7⅞")      | w30mm (1⅜") x H117mm (4⅝") |

| Mid   | Passing | Diameter    | Projection from wall to pole centre | Fixing plate size         |
|---|---------|-------------|-------------------------------------|---------------------------|
|   |         | ø19mm (¾")  | Min.65mm (2⅝") Max.150mm (5⅞")      | w55mm (2⅜") x H20mm (1⅜") |
|   |         | ø25mm (1")  | Min.75mm (2⅝") Max.175mm (6⅞")      | w60mm (2⅜") x H25mm (1")  |
|   |         | ø38mm (1½") | Min.95mm (3⅜") Max.200mm (7⅞")      | w80mm (3⅛") x H30mm (1⅜") |






# DOUBLE BRACKETS

| Side  | Diameter     | Projection from wall to pole centre | Fixing plate size          |
|---|--------------|-------------------------------------|----------------------------|
|  | Fø25mm (1")  | F160mm (6⅝")                        | w25mm (1") x H102mm (4")   |
|   | Bø19mm (¾")  | B60mm (2⅜")                         |                            |
|   | Fø38mm (1½") | F160mm (6⅝")                        | w30mm (1⅜") x H117mm (4⅝") |
|   | Bø25mm (1")  | B60mm (2⅜")                         |                            |

| Mid   | Passing | Diameter     | Projection from wall to pole centre | Mid fixing plate size     | Passing fixing plate size  |
|---|---------|--------------|-------------------------------------|---------------------------|----------------------------|
|   |         | Fø25mm (1")  | F160mm (6⅝")                        | w60mm (2⅜") x H25mm (1")  | w112mm (4⅞") x H50mm (2")  |
|   |         | Bø19mm (¾")  | B60mm (2⅜")                         |                           |                            |
|   |         | Fø38mm (1½") | F160mm (6⅝")                        | w80mm (3⅛") x H30mm (1⅜") | w122mm (4⅞") x H60mm (2⅜") |
|   |         | Bø25mm (1")  | B60mm (2⅜")                         |                           |                            |

# CUSTOM BRACKETS



Steel can be customised to suit virtually any window.

|   |   |   |   |   |
|---|---|---|---|---|
|  |  |  |        |  |
| <b>Custom Projection</b>  | <b>Custom Fixing Plate</b>  | <b>Uplift</b>   | <b>Arm</b>  | <b>Angled Brackets</b>  |
| Specify the exact projection needed.  | Relevant where space is restricted or weight is a concern.                            | Helps negotiate cornice and similar architectural features.                           | For really tricky installations, arms without backplates can be designed for direct fixing. | The solution for tight and awkward locations.   |

Ⓜ 140mm (5½") Mid & Passing brackets only available on French poles.  
For full technical information, sizes and weights please download the specification guide - [www.bradleycollection.com/specification-guides/](http://www.bradleycollection.com/specification-guides/)



CLASSIC RINGS

| Ring  | Passing Ring  | Diameter  | Ring drop from top of pole to bottom of ringlet      | Passing ring drop from top of pole to bottom of ringlet |
|---|---|---|--|---|
|  |  | ø19mm (¾")<br>ø25mm (1")<br>ø38mm (1½")<br>ø50mm (2") | 44mm (1¾")<br>49mm (1⅝")<br>63mm (2½")<br>82mm (3¼") | 49mm (1⅝")<br>54mm (2⅛")<br>71mm (2⅜")<br>89mm (3½")    |

POLES

Poles are cut, bent and curved to suit individual requirements. When calculating the length of your pole, remember to allow tolerance beyond the width of the frame for the curtains to draw back to the edge of the window.

Maximum pole length in one piece 4.0m (157").  
Poles exceeding the recommended maximum distance between brackets, will be cut into equal parts unless otherwise specified.  
Pole joiners will be supplied.

| Diameter  | Recommended maximum distance between brackets                | Recommended curtain type for pole diameter   | Minimum bend radius                                       | French Pole bend radius         |
|---|--|--|---|---------------------------------|
| ø19mm (¾")<br>ø25mm (1")<br>ø38mm (1½")<br>ø50mm (2") | 1800mm (71")<br>2000mm (79")<br>2200mm (87")<br>2400mm (96") | Light to medium weight, lined & non interlined curtains<br>Medium weight, lined & interlined curtains<br>Medium to heavy weight, lined & interlined curtains<br>Heavy weight interlined curtains | ø75mm (3")<br>ø100mm (4")<br>ø255mm (10")<br>ø255mm (10") | n/a<br>ø75mm (3")<br>n/a<br>n/a |

19mm (¾")

25mm (1")

38mm (1½")

50mm (2")

ACCESSORIES

Ombres

Large Stud



Internal projection from wall: 125mm (4⅝")  
Fixing plate size: ø60mm (2⅜")

Ball & Collar



Internal projection from wall: 125mm (4⅝")  
Fixing plate size: ø60mm (2⅜")

Hold back

Standard Stud



Internal measurement: 134mm (5¼")  
Fixing plate size: w20mm (⅜") x H56mm (2⅜")

Ball & Collar



Tie Back Hook



Internal measurement: 27mm (1⅛")  
Fixing plate size: w20mm (⅜") x H78mm (3⅛")

Drapery Arm

Drapery arms have been designed to work at dormer windrows, doorways & above beds.



Diameter: ø25mm (1")  
Fixing plate size: w30mm (1⅜") x H185mm (7¼")

Draw Rods®

Standard Stud



Ball & Collar



Draw rod length: 1000mm (39⅜")  
Custom lengths available to order