

CUSTOMER INFORMATION

Company Name



PROJECT INFORMATION

Project Name

Room

Contact

PO

1 DIAMETER

- $\varnothing 38\text{mm}$ (1 1/2") $\varnothing 30\text{mm}$ (1 3/16") Glide $\varnothing 38\text{mm}$ (1 1/2") Glide

2 SYSTEM TYPE, CONTROLS & GLIDING OPTIONS

Drive is available with three motorised track options, Fill out the relevant section below

SilentGliss

Silent Gliss 5600

A Electric Motor / Manual

- ⚡ 9060 Motor - Silver ⚡ 9060 Motor - White ⚡ 9060 Motor - Black

B Motor Location

- Left Right

C Control Option

- 9063 Radio Module 10300 Remote 10302 Remote 10303 Remote 10804 Remote
 App Control Move Home Automation

somfy

Somfy

A Electric Motor / Manual

- ⚡ Movelite 35 WT ⚡ Movelite 35 RTS 🔋 Movelite 35 WF RTS Hand Drawn
 ⚡ Glydea Ultra 60e WT ⚡ Glydea Ultra 60e RTS 🔋 Irismo 45 WF RTS

B Motor Location

- Left Right

C Power Options

- 🔋 Movelite Power Adapter 🔋 Irismo Power Adapter

D Control Option

- Situo 1 RTS Remote Situo 5 RTS Remote App Control Tahoma Home Automation

LUTRON

Lutron

A Electric Motor / Manual

- ⚡ D105 ⚡ D145 ⚡ D175 Hand Drawn

B Motor Location

- Left Right

C Power Options

- Transformer

D Control Option

- Radio Dongle Pico Remote App Control RA2 Select Home Automation

PLEASE TURN OVER

CUSTOMER INFORMATION

Company Name _____



PROJECT INFORMATION

Project Name _____

Room _____

Contact _____

PO _____

3 FINISHES

- | | | | | | |
|--------------------------------------|--|---|--|--|--|
| <input type="checkbox"/> Cloud @@@ | <input type="checkbox"/> Alabaster @@@ | <input type="checkbox"/> Bone @@@ | <input type="checkbox"/> Barley @@@ | <input type="checkbox"/> Dusk @@@ | <input type="checkbox"/> Ceramic @@@ |
| <input type="checkbox"/> Cream @@@ | <input type="checkbox"/> Mineral @@@ | <input type="checkbox"/> Dove @@@ | <input type="checkbox"/> Parchment @@@ | <input type="checkbox"/> Oatmeal @@@ | <input type="checkbox"/> Millstone @@@ |
| <input type="checkbox"/> Stone @@@ | <input type="checkbox"/> Clay @@@ | <input type="checkbox"/> Grey Moss @@@ | <input type="checkbox"/> Slate @@@ | <input type="checkbox"/> Cocoa @@@ | <input type="checkbox"/> Moss @@@ |
| <input type="checkbox"/> Damson @@@ | <input type="checkbox"/> Smoke @@@ | <input type="checkbox"/> Frame Grey @@@ | <input type="checkbox"/> Lead @@@ | <input type="checkbox"/> Earth @@@ | <input type="checkbox"/> Burnt Ash @@@ |
| <input type="checkbox"/> Flint @@@ | <input type="checkbox"/> Charcoal @@@ | <input type="checkbox"/> Raven @@@ | <input type="checkbox"/> Cognac @@ | <input type="checkbox"/> Antique Brass @@@ | <input type="checkbox"/> Gunmetal @@ |
| <input type="checkbox"/> Platinum @@ | <input type="checkbox"/> Champagne @@ | <input type="checkbox"/> Gold @@ | <input type="checkbox"/> Sunrise | <input type="checkbox"/> Storm | <input type="checkbox"/> Glimmer |
| <input type="checkbox"/> Pewter @@ | <input type="checkbox"/> Bronzed @@ | <input type="checkbox"/> Sky | | | |
| <input type="checkbox"/> Twilight | <input type="checkbox"/> Glow | <input type="checkbox"/> Midnight | | | |
| <input type="checkbox"/> Sunset | <input type="checkbox"/> Nightsky | | | | |

Coat Options Matte @ Satin @ Gloss @

4 FINIALS

- | | | | | | |
|-----------------------------------|----------------------------------|--------------------------------------|-------------------------------|--------------------------------|----------------------------------|
| <input type="checkbox"/> Seamless | <input type="checkbox"/> Orbic | <input type="checkbox"/> Orbic Grand | <input type="checkbox"/> Drum | <input type="checkbox"/> Tulip | <input type="checkbox"/> Oblique |
| <input type="checkbox"/> Planar | <input type="checkbox"/> Ellipse | <input type="checkbox"/> Spheric | | | |

5 BRACKETS

Single Brackets

- Side Qty _____
 Mid Qty _____

Ceiling Brackets

- Partition Qty _____

Recess Brackets

- Recess Qty _____

6 MEASUREMENT



Straight Pole A-B _____


Bay Pole

7 POLE INFORMATION

A Finial Location

Please specify if your measurements exclude or include the finial length.

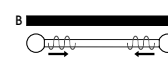
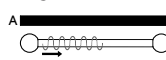
- Excludes Finial Length Includes Finial Length



B Stacking Location

Please specify how the curtain will be stacked.

- Single Stack Pair Stack



C Gliding Option

- Glider
 Metalcoat Glider
 Roller
 Sine Glider
 Sine Metalcoat Glider
 Ripple Roller
 Ripplefold Roller
 Metalcoat Selfcolour
 Other _____

8 CURTAIN INFORMATION

A Curtain Weight

Total Weight _____

B Heading

- Standard
 Sine/Ripple/Ripplefold

Gliding Option

Curtain Drop _____

Fabric

- Light (Cotton)
 Medium (Linen)
 Heavy (Velvet)

Lining

- None
 Lined
 Interlined

9 DECLARATION

I confirm the given information & measurements are correct and on this basis wish to proceed with a Quote/Order

SIGNED _____ DATE _____